

FRISCO ROUGHRIDERS \ \ #LETSRIDE \ \ FRISCO ROUGHRIDERS \ \ #LETSRIDE \ \ FRISCO ROUGHRIDERS

2023 FRISCO ROUGHRIDERS

# MEDIA GUIDE



2022 TEXAS LEAGUE

# Champions



# BASEBALL'S FUTURE **NOW**

ONLY ON  **MiLB.TV™**

USE PROMO CODE  
**MINORLEAGUES**  
AND SAVE!



VISIT  
**MiLB.TV**  
NOW!

DOWNLOAD **THE FUN**  
FIRST PITCH®



© 2020 Minor League Baseball. All MiLB copyrights and trademarks are used with permission. All rights reserved. Blackout and other restrictions may apply. Visit MiLB.TV for details. Data and usage rates may apply to the download and use of the MiLB First Pitch app.

# TABLE OF CONTENTS

## **CLUB INFORMATION**

Front-Office Directory ..... 4  
 Ownership/Executive ..... 5-7  
 Broadcaster Bios ..... 7  
 Club Information ..... 8  
 Riders Field ..... 9-10  
 Rangers Affiliates ..... 11

## **COACHES & STAFF**

Carlos Cardoza (manager) ..... 13  
 Jon Goebel (pitching coach) ..... 14  
 Ryan Tuntland (hitting coach) ..... 15  
 Support Staff, Coaching Awards ..... 16  
 MLB.com Rangers Propects ..... 17

## **TEXAS LEAGUE**

Texas League Info and Rules ..... 19  
 2022 Texas League Standings ..... 20  
 Amarillo Sod Poodles ..... 21  
 Arkansas Travelers ..... 22  
 Corpus Christi Hooks ..... 23  
 Midland RockHounds ..... 24  
 Northwest Arkansas Naturals ..... 25  
 San Antonio Missions ..... 26  
 Springfield Cardinals ..... 27  
 Tulsa Drillers ..... 28  
 Wichita Wind Surge ..... 29

## **CLUB HISTORY & RECORDS**

Year-by-Year Records ..... 31  
 Year-by-Year Statistics ..... 32  
 RoughRiders Timeline ..... 33-41  
 Single-Game Team Records ..... 42  
 Single-Game Individual Records ..... 43  
 Single-Season Team Batting Records ..... 44  
 Single-Season Team Pitching Records ..... 45  
 Notable Streaks ..... 46  
 Single-Season Individual Batting Records ..... 47  
 Single-Season Individual Pitching Records ..... 48  
 Career Batting Records ..... 49  
 Career Pitching Records ..... 50  
 Perfect Games and No-Hitters ..... 51  
 Opening Day Lineups ..... 52  
 Midseason All-Stars, Futures Game ..... 53  
 Texas League Postseason All-Stars ..... 54  
 Texas League Players of the Week / Month ..... 55  
 Rangers Monthly Minor League Awards ..... 56  
 Rangers Year-End Minor League Awards ..... 57  
 Postseason History ..... 58-59  
 Former Riders in the Majors ..... 60-63  
 All-Time Roster ..... 64-67  
 Season-by-Season Statistics ..... 68-83



# STAFF DIRECTORY

## **EXECUTIVE STAFF**

Chuck Greenberg ..... General Partner & CEO  
Scott Burchett ..... General Manager

## **CORPORATE PARTNERSHIPS & SPONSOR SERVICES**

Jeff Brown ..... Director, Business Partnerships  
Eric Moore ..... Director, Partner Services  
Kaitlyn Woods ..... Partner Services Associate

## **TICKET SALES**

Ross Lanford ..... Vice President, Sales  
Alex Sandborn ..... Director, Ticket Sales  
Tom Baker ..... Senior Corporate Sales Executive  
Sydney Peterson ..... Senior Corporate Sales Executive  
Toufie J. Mazzawy ..... Corporate Sales Executive  
Jackson Burgess ..... Corporate Sales Executive  
Nestor Diaz ..... Corporate Sales Executive  
Ryan Wooten ..... Corporate Sales Executive  
Jacob Gibson ..... Corporate Sales Executive  
Adam Graham ..... Corporate Sales Executive  
Darby Angle ..... Inside Sales and Service  
Ty Young ..... Inside Sales and Service  
Carlos Aguilar-Mendez ..... Inside Sales and Service  
Jake Ryan ..... Inside Sales and Service  
Jake McMillen ..... Inside Sales and Service  
Tyler Provence ..... Inside Sales and Service

## **TICKET OFFICE**

Jesse Evans ..... Director, Ticket Operations  
Chris Donawho ..... Manager, Tickets Operations

## **FINANCE AND HUMAN RESOURCES**

Rick Maddox ..... Director of Finance  
Claudia Kipp ..... Customer Service Agent  
Vicki Sohn ..... Customer Service Agent

## **MARKETING, ENTERTAINMENT & COMMUNICATIONS**

Krystin King ..... Director of Marketing  
Zach Bigley ..... Broadcaster, Manager of Media Development  
Peyton Reed ..... Manager, Ballpark Production  
Joanna Santillan ..... Promotions Assistant  
Kathrine Ramirez ..... Photographer  
Matthew Dayman ..... Production Assistant  
Josh Worden ..... Broadcast and Media Relations Assistant  
Brooks ..... Team Dog & Chief Morale Officer

## **COMMUNITY RELATIONS**

Breon Dennis ..... VP, Community Development; Exec. Director of RoughRiders Foundation

## **MERCHANDISING**

Lorraine Spencer ..... Merchandise Manager

## **BALLPARK OPERATIONS**

David Bicknell ..... Senior Director, Sports Turf and Grounds Manager  
Alfonso Bailon ..... Maintenance Director  
Ryan Wojdula ..... Operations Coordinator

## **FIELD STAFF**

Carlos Cardoza ..... Manager  
Jon Goebel ..... Pitching Coach  
Ryan Tuntland ..... Hitting Coach  
Tripp Keister ..... Bench Coach  
Kawika Emsley-Pai ..... Development Coach  
Yuichi Takizawa ..... Athletic Trainer  
Jon Nazarko ..... Strength and Conditioning Coach  
Dr. Mike Howard ..... Team General Practitioner  
Dr. Randal Troop ..... Team Orthopedist  
Dr. John Barrington ..... Team Orthopedist







### CHUCK GREENBERG

#### GENERAL PARTNER & CEO

For more than two decades, Frisco RoughRiders General Partner and CEO Chuck Greenberg has built his reputation as an innovative franchise owner and operator, corporate and sports attorney, dealmaker, advisor, and expert on the business and economics of major professional sports.

Chuck's involvement with the RoughRiders began on August 20, 2014 when the ownership group he put together finalized the purchase of the franchise from Mandalay Baseball Properties. In addition to his role with the RoughRiders, he currently holds the title of Chairman and Managing Partner with the Myrtle Beach (SC) Pelicans, the Advanced-A affiliate of the Chicago Cubs, and the State College (PA) Spikes, the Short Season-A affiliate of the St. Louis Cardinals.

In November 2009, Chuck announced the formation of Greenberg Sports Group (GSG), which provides management, consulting and marketing services to the sports industry across the country.

Well-respected across baseball, Chuck has the distinguished honor of serving on the Minor League Baseball Board of Trustees, a position he was elected to in December 2007. The 12-person Board has exclusive power to determine policies and to enact rules and regulations for Minor League Baseball and its member clubs.

Among Chuck's leadership roles in the industry, he has helped to launch Minor League Baseball's "Project Brand" initiative, which was announced at the 2012 Baseball Winter Meetings. "Project Brand" is a transformational new national marketing program designed to attract major national sponsors by creating one cohesive brand encompassing all 160 member clubs. Previously, he served on the inaugural Board of Directors of the Baseball Internet Rights Company (BIRCO), which holds the digital media rights of its member Minor League Baseball clubs, leagues, and partners in a strategic venture with Major League Baseball Advanced Media (MLBAM). Chuck is also a co-Chair of Minor League Baseball's Diversity Committee, where he was tapped for a leadership position by Minor League Baseball President Pat O'Conner in part for his success in attracting substantial minority investment to his ownership groups.

Chuck is the former Managing Partner & CEO of the Texas Rangers, a role he assumed in 2010 after his group of investors (Rangers Baseball Express, LLC), which included Baseball Hall of Famer Nolan Ryan, acquired the Major League Baseball franchise from Tom Hicks and Hicks Sports Group.

His tenure as Rangers' Managing Partner & CEO was highlighted by the club winning the American League Pennant and reaching its first World Series in the history of the franchise. Off the field, Chuck spearheaded the development of an enhanced senior management staff, overhauled the fan experience at Globe Life Park in Arlington, constructed and installed a new state-of-the-art video board, game entertainment control room and technological overhaul of Globe Life Park, and helped re-establish a sense of trust and excitement between the franchise and community. He was also the architect of a lucrative and landmark deal with Fox Sports Southwest that has since changed the landscape of regional television rights deals throughout the sports industry.

## CHUCK GREENBERG

Chuck's professional baseball career began in October 2001, when he led an ownership group which purchased the Double-A Eastern League's Altoona Curve. During his time as the Curve's President & Managing Partner (2002-08), the club set numerous single-game and season attendance records, continually re-invested private money into capital improvement projects at Blair County Ballpark, and helped the franchise gain national stature as one of the most creative and innovative teams in professional sports.

The Curve won the prestigious Larry MacPhail Promotional Award in 2004, the 2006 *Baseball America* Bob Freitas Award as the top Double-A franchise and added the highest honor bestowed annually upon a Minor League Baseball club, the John H. Johnson President's Trophy, in 2006. Altoona became only the 11th franchise to receive all three major awards, and was the first team to accomplish the feat in fewer than three years.

The Pittsburgh native had a long and successful career as a corporate and sports attorney, and currently serves as counsel with the globally-based law firm Reed Smith LLP. Prior to joining Reed Smith in 2010, Chuck was a partner in the Pennsylvania-based law firm Pepper Hamilton, LLP, which he joined in 1998. He headed the firm's sports practice and was a member of its Executive Committee. Throughout his career, he has lent his expertise to the acquisition and sale of more than two dozen franchises in baseball, football, basketball, hockey, soccer and lacrosse.

Among his work in the sports industry, Chuck was instrumental in helping put together the deal that landed a group led by National Hockey League Hall of Famer Mario Lemieux and renowned businessman Ron Burkle ownership of the bankrupt Pittsburgh Penguins in 1999, and saved the franchise for Pittsburgh and Western Pennsylvania. In 2007, he represented Lemieux, Burkle and the Penguins in successful negotiations with the Commonwealth of Pennsylvania, the City of Pittsburgh and Allegheny County which resulted in a deal to build a brand-new, state-of-the-art arena in downtown Pittsburgh and secure the future of the Penguins in Pittsburgh for at least another 30 years.

Chuck has been featured in numerous articles and has made frequent television and radio appearances concerning the business and economics of sports, particularly regarding sports franchises and facilities. He has also been a frequent speaker and panelist at the annual National Sports Forum and Baseball Winter Meetings. In 2008, he was named to the Sports Business Research Advisory Board at Penn State University, representing team owners in the work of the Center for Sports Business Research, which focuses on the development of first-rate academic and applied empirical research in the sports industry while helping to define educational opportunities for students looking to start careers in sports business.

He also serves on the board of directors of the Mario Lemieux Foundation and served on the executive committee of the Mario Lemieux Celebrity Golf Invitational, which was held for nearly 20 years.

Chuck graduated from Upper St. Clair High School in Pittsburgh in 1978 and, four years later, received his B.A. from Tufts University in Massachusetts. In 1985, he graduated from the University of Michigan Law School. Chuck makes his home in Westlake, Texas and has three adult sons.





## EXECUTIVES



### SCOTT BURCHETT

#### GENERAL MANAGER

Frisco RoughRiders General Manager Scott Burchett is entering his 19th season with the franchise. Burchett oversees all aspects of franchise operations for the Double-A baseball club including the establishment of community and corporate partnerships, ticket sales & marketing, fan entertainment, communications, facilities operations, budget management and Major League Affiliate relations. He served as the team's lead contact for nearly \$8 million in capital improvements to Riders Field since the start of the 2015 season, highlighted by the construction of the award-winning Lazy River, the largest water feature in a professional sporting venue in the world.

Burchett was named the 2017 Bill Valentine Executive of the Year, which was voted on by executives representing all Texas League teams. Prior to joining the RoughRiders, Burchett worked for MLB.com. He was born and raised in Garland, Texas, and attended Baylor University. He resides in McKinney, Texas, along with his wife Caroline and their three children.

## BROADCASTERS



### ZACH BIGLEY

#### BROADCASTER, MANAGER OF MEDIA DEVELOPMENT

2023 will mark Bigley's third season with the RoughRiders as the club's manager of media development and broadcaster. In his sixth season in Minor League Baseball, Bigley serves as the radio "Voice of the RoughRiders" for all RoughRiders games, works as the primary contact between the media and the front office and manages the team's baseball content on the website and social media accounts.

During the offseason, Bigley provides play-by-play for McKinney ISD football and basketball locally.

Before moving to the Metroplex, Bigley was with the Greenberg Sports Group-owned Myrtle Beach Pelicans (High-A, Cubs) for two seasons. To open his minor league career, the Eugene, Oregon native served as the broadcast assistant for the Rancho Cucamonga Quakes (High-A, Dodgers).

A proud Duck, Bigley graduated from the University of Oregon in 2017, where he majored in journalism and minored in history.



### JOSH WORDEN

#### BROADCAST AND MEDIA RELATIONS ASSISTANT

Josh Worden joined the RoughRiders in March 2023 as the Broadcast and Media Relations Assistant. Worden contributes to the RoughRiders play-by-play broadcasts, gameday program, podcast and more. The RoughRiders 20th anniversary season is his first in professional baseball, following a transition from college broadcasting. Worden spent the last five years working with Oregon State University in play-by-play, studio hosting, interviewing and other roles.

Worden also spent two seasons in the West Coast League with the Ridgefield Raptors as the Broadcaster and Media Consultant.

A native of Corvallis, Oregon, Worden graduated from Oregon State in 2017 with a Digital Communications Degree. He was the first Sports Director of the student radio station, KBVR, and began broadcasting OSU sports as a freshman in 2013.

## CLUB INFORMATION

Ownership .....	Greenberg Sports Group
Inaugural season .....	2003 (21st year)
Ballpark .....	Riders Field
Affiliation .....	Texas Rangers (20th season)
League / Division .....	Texas League / South
All-time regular season record .....	1,355-1,276 (.515)
All-time postseason record .....	27-23 (.540)
Postseason appearances .....	9 (Last: 2022)
Division championships .....	6 ('03, '04, '08, '12, '22)
Texas League championships .....	2 (2004, 2022)
Team colors .....	Scorched Red/Slate Blue/Texas Navy/Cream
Primary home uniform .....	Cream (Scorched Red numbers)
Primary road uniform .....	Grey (Scorched Red numbers)
Alternate uniform .....	Slate Blue (Cream numbers)
Alternate uniform .....	Scorched Red (Cream numbers)
Audio stream .....	<a href="http://www.RidersBaseball.com">www.RidersBaseball.com</a>
Video web stream .....	MiLB.tv
Visiting team hotel .....	Drury Inn & Suites Dallas Frisco
Address .....	2880 Dallas Parkway   Frisco, TX 75034
Website .....	<a href="http://www.RidersBaseball.com">www.RidersBaseball.com</a>
Phone .....	(972) 731-9200
Fax .....	(972) 731-7455
Address .....	7300 RoughRiders Trail   Frisco, TX 75034

## BOB FREITAS AWARD

Following the 2007 season, the RoughRiders received the Bob Freitas Award at the Double-A level by *Baseball America*. The prestigious Freitas Award is an annual honor that recognizes one club at each level for outstanding operation.

***“Aside from a beautiful facility, the RoughRiders attract fans by focusing on providing a premium family atmosphere, quality control and quirky, innovative ideas.”*** - Baseball America

## OTHER FRANCHISE AWARDS

Texas League Organization of the Year: 2005 and 2009  
*Baseball America* Team of the Year: 2008  
Listed in *Baseball America's* "Great Parks Calendar": 2011 and 2012  
Frisco Chamber of Commerce Business of the Year: 2010





## RIDERS FIELD

Ground broken.....	February 6, 2002
First game.....	April 3, 2003
Designed by.....	David M Schwarz and HKS Sports & Entertainment
Original cost.....	\$28 million
Capacity.....	10,216 (7,748 seats)
Riders all-time home record.....	.616-509 (.548)
LED signage (outfield).....	322 ft.
LED signage (concourse).....	180 ft.

### DIMENSIONS

Left field foul pole.....	335 ft.
Left-center field.....	364 ft.
Center field.....	409 ft.
Right-center field.....	383 ft.
Right field foul pole.....	335 ft.

### WALL HEIGHTS

Left field corner.....	12 ft. 3 in.
Left-center field / right-center field (portions with LED ribbon boards).....	8 ft. 9 in.
Rest of outfield wall.....	8 ft. 0 in.

### NOTABLE GROUND RULES

- No player is allowed to climb the stairwell leading to the bullpens to catch a ball.
- If a ball gets caught in one of the gates leading into the stands, the ball is considered dead and the base runner is allowed one base.
- A player is only allowed to catch a fly ball on the first step of the dugout. If a player has a foot any lower than the first step, the ball is ruled non-playable.

## THE LAZY RIVER

On February 25, 2016, the RoughRiders announced plans to build the Lazy River, the first attraction of its kind in a professional sporting venue. Including the CoServ Cabana and other hospitality spaces, the area encompasses 12,000 square feet. Following the season, *Ballpark Digest* named it the best ballpark improvement of 2016 (over \$1 million).

### FACTS AND FIGURES

- 174 feet long (longer than an Olympic-sized pool)
- One lap encompasses approximately 400 feet
- Contains more than 68,000 gallons of water, eight times larger than the pool at Chase Field (Phoenix)



## RIDERS FIELD



### TOP 10 CROWDS

ATT.	DATE	YEAR	OPPONENT	NOTES	
1.	12,067	July 20	2018	San Antonio	Dude Perfect Night, earliest sellout (3 days)
2.	<b>12,023</b>	<b>June 2</b>	<b>2019</b>	<b>Corpus Christi</b>	
3.	11,927	June 12	2015	San Antonio	Full House Night
4.	11,915	May 8	2015	San Antonio	First sellout 24+ hours before a game
5.	11,897	May 5	2017	San Antonio	Cinco De Mayo celebration
6.	11,876	July 4	2015	NW Arkansas	
7.	<b>11,852</b>	<b>August 24</b>	<b>2019</b>	<b>NW Arkansas</b>	<b>State Fair Night (Frisco Corny Dogs)</b>
8.	11,844	May 21	2018	Corpus Christi	Largest day-game crowd in team history
9.	11,842	May 1	2016	Corpus Christi	Yu Darvish's first rehab start with Riders
10.	11,841	September 3	2017	Midland	

### YEAR-BY-YEAR ATTENDANCE TOTALS

YEAR	OPENINGS	TOTAL	AVERAGE	TEXAS LEAGUE RANK	DOUBLE-A RANK
2003	71	666,977	9,394	2nd	2nd
2004	69	553,312	8,019	2nd	2nd
2005	69	581,074	8,421	1st	1st
2006	69	580,480	8,413	1st	1st
2007	66	545,421	8,264	1st	1st
2008	69	562,166	8,147	1st	1st
2009	69	553,916	8,028	1st	1st
2010	69	544,152	7,886	1st	1st
2011	70	509,331	7,276	1st	1st
2012	69	488,224	7,076	1st	1st
2013	68	479,873	7,057	1st	1st
2014	68	449,773	6,614	1st	1st
2015	69	477,354	6,918	1st	1st
2016	66	463,564	7,024	1st	1st
2017	69	470,003	6,812	1st	1st
2018	68	468,259	6,886	1st	1st
2019	67	455,765	6,802	1st	1st
2021	57	275,169	4,366	2nd	3rd
2022	68	341,243	5,018	3rd	9th
<b>TOTAL</b>	<b>1,290</b>	<b>9,466,056</b>	<b>7,338</b>		

### AWARDS AND RECOGNITION

2003: "Best New Ballpark" (BaseballParks.com)

2003: Merit Award (American Institute of Architecture / Fort Worth chapter)

2004: Ranked second on top-10 ballparks list (minorleagueneews.com)

2008: Best ballpark improvements (*Ballpark Digest*) for numerous upgrades, including LED signage

2009: Ranked fifth-best ballpark in the minor leagues (*Baseball America*)

2015: Best ballpark improvements (under \$6 million) for numerous upgrades, including a new video-board and added LED signage (*Ballpark Digest*)

2016: Best ballpark improvement (over \$1 million) for the Lazy River (*Ballpark Digest*)



# RANGERS MINOR LEAGUE AFFILIATES



## TRIPLE-A: ROUND ROCK EXPRESS

League.....Pacific Coast League  
Ballpark.....Dell Diamond  
Manager.....Doug Davis  
Media contact.....Rylan Kobre  
Rangers affiliate since.....2011-2018, 2021  
2022 record ..... 79-71  
2022 final result .....Missed playoffs



## DOUBLE-A: FRISCO ROUGHRIDERS

League.....Texas League  
Ballpark.....Riders Field  
Manager.....Carlos Cardoza  
Media contact.....Zach Bigley  
Rangers affiliate since.....2003  
2022 record ..... 74-63  
2022 final result ..... Won Texas League Championship



## ADVANCED-A: HICKORY CRAWDADS

League.....South Atlantic League  
Ballpark.....L.P. Frans Stadium  
Manager.....Chad Comer  
Media contact.....Ashley Salinas  
Rangers affiliate since.....2009  
2022 record ..... 66-65  
2022 final result ..... Missed playoffs



## LOW-A: DOWN EAST WOOD DUCKS

League.....Carolina League  
Ballpark.....Grainger Stadium  
Manager.....Carlos Maldonado  
Media contact.....Maddy Meehan  
Rangers affiliate since.....2017  
2022 record .....65-66  
2022 final result .....Missed playoffs



# COACHES & STAFF



## MANAGER - CARLOS CARDOZA



Cardoza gets the bump to Double-A Frisco in 2023 after managing with High-A Hickory in 2022 and Low-A Down East in 2021.

The Puerto Rico native piloted the Crawdads to a 66-65 record last season and has amassed a 312-207 (.601) total over his six seasons as a skipper. With Down East, he took the Wood Ducks to the Low-A East Championship Series before falling to Charleston.

Prior to his time in Down East, he managed the Arizona League Rangers (2019), winning the AZL Championship, and Dominican Summer League Rangers (2016-2019), twice reaching the championship series.

championship series.

Hired on by the Rangers in 2015, Cardoza was the head coach at his alma mater, Decatur High School, in Georgia for two years.

As a player, Cardoza spent two seasons at Georgia State University and two years at Armstrong Atlantic State, where he was a gold glove second baseman and All-Peach Belt Conference selection.

### CARLOS CARDOZA MANAGERIAL CAREER

Year	Team	League	Record	Finish	Playoffs
2016	DSL Rangers 2	Dominican Summer League	38-32		
2017	DSL Rangers 2	Dominican Summer League	46-25		
2018	DSL Rangers 2	Dominican Summer League	51-21		
2019	AZL Rangers	Arizona League	33-23	4th	AZL Champs
2020	Hickory Crawdads	South Atlantic League	Season Cancelled (COVID)		
2021	Down East Wood Ducks	Low-A East	72-48	2nd	Low-A E Run-Up
2022	Hickory Crawdads	South Atlantic League	66-65	3rd	

### ROUGHRIDERS MANAGERS (RANKED BY WINS)

Manager	Years	Games	Won	Lost	Pct.
Steve Buechele	2010-2013	559	301	258	.538
Joe Mikulik	2015-2019	558	243	315	.435
Tim Ireland	2003-04	280	154	126	.550
Jared Goedert	2021-22	256	138	118	.539
Darryl Kennedy	2005-06	280	130	150	.464
Dave Anderson	2007	140	85	55	.607
Scott Little	2008	140	84	56	.600
Jason Wood	2014	139	80	59	.576
Mike Micucci	2009	140	72	68	.514



## PITCHING COACH - JON GOEBEL



Goebel starts his second season in the Rangers organization in 2023 after serving as the pitching coach for High-A Hickory in 2022. Prior to his time in the Texas system, the Illinois native was the head coach (2019-2021) and the pitching coach (2014-2018) for Division II Parkland College in Champaign, Ill.

Taking over as head coach in the fall of 2018, Goebel guided the Cobras to a 82-39 (.678) record over the team's next three seasons. During his tenure as pitching coach, the program sent 21 pitchers to either the MLB Draft or an NCAA Division I program, and twice led the NJCAA (National Junior College Athletic Association) in strikeouts (2017, 2018). He was also a member of the

2009-10 Parkland coaching staff that guided the Cobras to the NJCAA World Series, where they finished in fifth place. That team featured Major Leaguers **Kevin Kiermaier** (Toronto Blue Jays), **Nick Wittgren** (Kansas City Royals) and **Dan Winkler** (most recently, Chicago White Sox).

A right-handed pitcher when he played, Goebel began his collegiate career at St. Louis Community College - Forest Park before returning to his native Illinois to pitch at Bradley University for two seasons (2007-08). He was an Honorable Mention for the Missouri Valley Conference Scholar-Athlete award in 2007. Goebel played high school baseball at Edwardsville (Ill.) High School, where he posted an 11-1 record and 0.69 ERA during his senior season.

### COLLEGE COACHING CAREER

<u>Year</u>	<u>Team</u>	<u>Position</u>	<u>Record</u>
2014	Parkland College	Pitching Coach	32-23
2015	Parkland College	Pitching Coach	34-24
2016	Parkland College	Pitching Coach	45-16
2017	Parkland College	Pitching Coach	52-9-1
2018	Parkland College	Pitching Coach	51-15-1
2019	Parkland College	Head Coach	38-17
2020	Parkland College	Head Coach	8-5
2021	Parkland College	Head Coach	36-17

## HITTING COACH - RYAN TUNTLAND



Tuntland, like Cardoza and Kawika Emsley-Pai, will head to Frisco from the 2022 Hickory staff. Starting his third season with the Rangers organization, Tuntland was the hitting coach for Hickory in 2022 after serving as the hitting coach for the Arizona Complex League Rangers in 2021.

From 2016 to 2018, the Illinois native coached in the collegiate ranks at Oakton CC, University of Texas Rio Grande Valley and West Virginia, his alma mater.

Tuntland was drafted in the 29th round of the 2013 draft by San Francisco, hitting .227/.345/.338/.683 over his two seasons.

## MILB PLAYING CAREER

Year	Tm	Aff	Lev	G	R	H	2B	3B	HR	RBI	SB	BB	SO	BA	OPS
2013	2 Teams	SFG	A-, RK	43	22	40	9	1	3	22	2	30	32	.272	.814
	Salem-Keizer	SFG	A-	36	16	31	6	1	3	19	2	26	30	.254	.787
	AZL Giants	SFG	Rk	7	6	9	3	0	0	3	0	4	2	.360	.947
2014	Augusta	SFG	A	65	24	40	14	1	1	17	0	28	76	.195	.586
<b>TOTALS</b>				<b>108</b>	<b>46</b>	<b>80</b>	<b>23</b>	<b>2</b>	<b>4</b>	<b>39</b>	<b>2</b>	<b>58</b>	<b>108</b>	<b>.227</b>	<b>.683</b>

## SUPPORT STAFF / COACHING AWARDS

### BENCH COACH - TRIPP KEISTER



A veteran of baseball, Keister comes to the Rangers organization after spending the last eight seasons with the Washington Nationals organization. He managed Double-A Harrisburg over the last two seasons and served as the manager for High-A Potomac (now Fredericksburg) from 2015-2019. Drafted in the 33rd round by the Mets in 1992 out of the University of Delaware, Keister played four seasons of Minor League Baseball, topping out with Double-A Binghamton.

### DEVELOPMENT COACH - KAWIKA EMSLEY-PAI



Emsley-Pai was with Hickory in 2022 and joins the Riders for his first stint in Double-A as a coach. After coaching collegiately from 2019-2021 as the head coach of Centralia College in Washington state, he joined the Rangers organization in 2022. A former catcher, Emsley-Pai played six seasons in the minor leagues for the Diamondbacks (2010) and Pirates (2011-15) systems, making his highest stop at Double-A Altoona in 2014.

### ATHLETIC TRAINER - YUICHI TAKIZAWA



Takizawa begins his second season with the RoughRiders and his sixth in the Rangers organization in 2023. The native of Hokkaido, Japan spent 2021 with the High-A Hickory Crawdads. Takizawa holds degrees from HOSEI University in Japan and Southern Arkansas University.

### STRENGTH AND CONDITIONING COACH - JON NAZARKO



Nazarko joins the Frisco staff for his second season while he will enter his fourth in the Texas organization. Prior to his time in professional baseball, Nazarko worked for his alma mater, the University of Rhode Island, for four years as the primary strength coach for baseball, women's basketball and men's and women's soccer. As a student-athlete for the Rams, he played both baseball and basketball.

## ROUGHRIDERS COACHING AWARDS

#### Texas League Manager of the Year

- Dave Anderson 2007
- Scott Little 2008
- Jason Wood 2014
- Jared Goedert 2022

#### Mike Coolbaugh Memorial Coach of the Year (Texas League)

- Scott Coolbaugh 2007
- Jeff Andrews 2014
- Jason Hart 2016

#### Texas League Strength and Conditioning Coach of the Year

- Eric McMahon 2012
- Eric McMahon 2014
- Eric McMahon 2015



## RANGERS TOP 30 PROSPECTS


Rankings from MLB.com



### #1 JOSH JUNG, INF

6'2"/214 R/R San Antonio, Texas 1st round (8th), 2019

Jung dominated with the RoughRiders in 2021, hitting .308/.366/.544 before his promotion to Triple-A Round Rock. The former Texas Tech Red Raiders star might have started 2022 in the big leagues if not for a torn labrum in Spring Training. He finished 2022 with 26 games in Arlington, hitting five homers.



### #2 EVAN CARTER, OF

6'4"/190 L/R Elizabeth, Tennessee 2nd round (50th), 2020

The Tom Greive Rangers Minor League Player of the Year in 2022, Carter finished the season with RoughRiders, helping them to a Texas League title. On the year, Carter hit .295/.397/.489 with 12 home runs, 73 RBIs and 28 steals between High-A Hickory and Frisco.



### #3 OWEN WHITE, RHP

6'3"/199 R/R China Grove, North Carolina 2nd round (55th), 2018

Injuries have slowed White since being drafted, but it did not keep him from reaching Double-A in 2022. After four starts, he was shutdown for the remainder of the regular season before making a relief outing in the playoffs. Overall, White went 9-2 with a 3.59 ERA in 2022, striking out 104 in 80.1 innings.



### #4 LUISANGEL ACUÑA, INF

5'10"/181 R/R Caracas, Venezuela NFA (2018)

The younger brother of Braves All-Star Ronald Acuña Jr., Luisangel Acuña has showed off his strong defense and speed to make Double-A as just a 20-year-old. Acuña has stolen 84 bases in 104 attempts over the last two years and he owned a .795 OPS between High-A and Double-A in 2022.



### #5 JACK LEITER, RHP

6'1"/205 R/R Summit, New Jersey 1st round (2nd), 2021

The son of two-time All-Star Al Leiter, Jack made his professional debut with the RoughRiders in 2022. While he struggled with command, the Vanderbilt draftee struck out 109 batters over 92.2 innings while going 3-10 with a 5.54 ERA.

## PROSPECTS 6-30

#6 BROCK PORTER, RHP

#7 \*JUSTIN FOSCUE, INF

#8 \*DUSTIN HARRIS, OF

#9 \*AARON ZAVALA, OF

#10 KUMAR ROCKER, RHP

#11 ANTHONY GUTIERREZ, OF

#12 TEKOAH ROBY, RHP

#13 YEISON MORROBEL, OF

#14 \*COLE WINN, RHP

#15 SEBASTIAN WALCOTT, SS

#16 \*THOMAS SAGGESE, INF

#17 MITCH BRATT, LHP

#18 \*JONATHAN ORNELAS, INF

#19 GLEIDER FIGUERO, SS

#20 \*MARC CHURCH, RHP

#21 EMILIANO TEODO, RHP

#22 \*ZAK KENT, RHP

#23 DANE ACKER, RHP

#24 \*ANTOINE KELLY, LHP

#25 ALEJANDRO OSUNA, OF

#26 MAXIMO ACOSTA, INF

#27 \*CODY BRADFORD, LHP

#28 \*RICKY VANASCO, RHP

#29 DANYER CUEVA, INF

#30 JOSH STEPHAN, RHP

\*HAS PLAYED WITH FRISCO





**TEXAS LEAGUE**

# TEXAS LEAGUE



505 Main St., Ste. 250 | Fort Worth, TX 76102    Founded ..... 1888  
Phone: (682) 316-4100    Fax: (844) 316-7725    Year of activity ..... 126th  
Most recent champion ..... Frisco

## NOTABLE RULES AND REGULATIONS

**NAME CHANGE:** In 2020, the name “Texas League” was changed to “Double-A Central” by MLB. The change was coupled with the addition of two teams (Wichita Wind Surge, a Twins affiliate, and San Antonio Missions, a Padres affiliate), creating a 10-team league. Before the 2022 season, the name was changed back to the “Texas League”.

**ROSTER LIMIT:** Texas League clubs may carry 28 active players for the entire championship season (regular season) and postseason.

**\*PLAYOFF ROSTERS:** Any player shall be eligible to participate in postseason play as long as he is assigned to a participating club in accordance with the rules of the Texas League and Minor League Baseball prior to the start of the first game of postseason play.

**\*PLAYOFF FORMAT:** The two half winners from each division qualify for the playoffs. The winners of the Texas League Division Series meet in the Texas League Championship Series. Both rounds involve best-of-three sets.

Should one team win both half seasons, they will play the team in their division with the next best overall record over the whole season in the Division Series. In this case the winner of both halves will host game one, two and, if necessary, game five.

### **\*TIEBREAKERS:**

In the case of a first-half tie between two teams, the winner of the first head-to-head meeting in the second half will win the first half.

In the case of a second half tie, the tiebreakers are as follows:

1. Head-to-head record in the second half
2. Second half record against divisional opponents
3. Overall record (both halves)
4. Better divisional record (both halves)
5. If the teams remain tied, a one-game playoff will be held

**CURFEW:** The Texas League has no official curfew. Clubs must honor any local curfew or special time limit regulation.

**SUSPENDED GAME RULE:** The Texas League uses the Major League suspended game rule 4.12, as printed in the Major League Rule Book. The rule states a game is suspended and must be completed at a future date when: a curfew imposed by law, a time limit permissible under league rules, light failure or malfunction of a mechanical field device under the control of the home club, darkness when law prevents lights from being turned on, weather and when a regulation game that is called when the score is tied.

\*For the 2021 season, postseason was trimmed due to the COVID-19 Pandemic. The two teams with the two best records in the league played one, five-game series to decide a champion.



# 2022 TEXAS LEAGUE STANDINGS

## OVERALL STANDINGS

### South Division

	W	L	PCT	GB	Home	Away
<b>Frisco RoughRiders</b>	<b>74</b>	<b>63</b>	<b>.540</b>	-	<b>35-34</b>	<b>39-29</b>
San Antonio Missions	68	68	.500	5.5	31-36	37-32
Amarillo Sod Poodles	68	69	.496	6.0	34-35	34-34
Midland RockHounds	66	71	.482	8.0	32-36	34-35
Corpus Christi Hooks	63	74	.460	11.0	32-36	31-38

### North Division

	W	L	PCT	GB	Home	Away
Wichita Wind Surge	78	59	.569	-	43-26	35-33
Arkansas Travelers	73	65	.529	5.5	41-28	32-37
Tulsa Drillers	69	67	.507	8.5	36-33	33-34
Springfield Cardinals	68	70	.493	10.5	31-38	37-32
NW Arkansas Naturals	58	79	.423	20.0	27-41	31-38

## FIRST HALF STANDINGS

### South Division

	W	L	PCT	GB	Home	Away
San Antonio Missions	38	29	.567	-	19-15	19-14
<b>Frisco RoughRiders</b>	<b>36</b>	<b>33</b>	<b>.522</b>	<b>3.0</b>	<b>16-17</b>	<b>20-16</b>
Amarillo Sod Poodles	32	37	.464	7.0	17-16	15-21
Corpus Christi Hooks	32	37	.464	7.0	15-18	17-19
Midland RockHounds	31	38	.449	8.0	18-18	13-20

### North Division

	W	L	PCT	GB	Home	Away
Tulsa Drillers	40	27	.597	-	20-16	20-11
Arkansas Travelers	36	33	.522	5.0	17-16	13-20
Wichita Wind Surge	35	33	.515	5.5	17-16	18-17
NW Arkansas Naturals	31	37	.456	9.5	12-23	19-14
Springfield Cardinals	31	38	.449	10.0	12-21	19-17

## SECOND HALF STANDINGS

### South Division

	W	L	PCT	GB	Home	Away
<b>Frisco RoughRiders</b>	<b>38</b>	<b>30</b>	<b>.559</b>	-	<b>19-17</b>	<b>19-13</b>
Amarillo Sod Poodles	36	32	.529	2.0	17-19	19-13
Midland RockHounds	35	33	.515	3.0	14-18	21-15
Corpus Christi Hooks	31	37	.464	7.0	17-18	14-19
San Antonio Missions	30	39	.435	8.5	12-21	18-18

### North Division

	W	L	PCT	GB	Home	Away
Wichita Wind Surge	43	26	.623	-	26-10	17-16
Arkansas Travelers	37	32	.536	6.0	22-11	15-21
Springfield Cardinals	37	32	.536	6.0	19-17	18-15
Tulsa Drillers	29	40	.420	14.0	16-17	13-23
NW Arkansas Naturals	27	42	.391	16.0	15-18	12-24

## PLAYOFFS

Texas League North Division Championship Series  
 Texas League South Division Championship Series  
 Texas League Championship Series

Wichita def. Tulsa, 2-0  
 Frisco def. San Antonio, 2-0  
 Frisco def. Wichita, 2-0





# AMARILLO SOD POODLES



Affiliate.....Arizona Diamondbacks (2021)  
 2022 record.....68-69  
 Joined Texas League.....2019  
 All-time record.....199-196 (.504)  
 Postseason appearances .....1  
 Texas League championships .....1  
 Ownership ..... Elmore Sports Group  
 General Manager..... Tony Ensor  
 Media contact..... Cory Hilborne

## HODGETOWN

Opened .....2019  
 Capacity ..... 7,300  
 Dimensions (L-C-R)..... 325-400-325

## 2023 MEETINGS (24 GAMES)

April 6 - April 8 at Frisco  
 April 25 - April 30 at Amarillo  
 May 16 - May 21 at Frisco  
 July 14 - July 16 at Amarillo  
 Sept 12 - Sept 17 at Amarillo

## FIELD STAFF



### Manager: Shawn Roof

Year with Sod Poodles .....3rd  
 Year with Diamondbacks.....5th  
 Career record .....**302-243 (.554)**

Pitching coach.....Tom Gorzelanny  
 Hitting coach.....Termel Sledge  
 Assistant coach.....Javier Colina  
 Trainer.....Chris Mudd  
 Strength & conditioning coach .....Mitchell Ho

## 2022 HEAD-TO-HEAD (11-7)

DATE	H/R	W/L	SCORE	WIN	LOSS	DATE	H/R	W/L	SCORE	WIN	LOSS
6/7	R	L	7-4	Walston	Leiter	9/3	R	W	8-7	Polley	Backhus
6/8	R	W	4-0	Ragans	Ceconci	9/4	R	W	11-8	Corbett	Lemieux
6/9	R	L	11-10	Green	Tiedemann						
6/10	R	L	11-10	Rogers	Starr						
6/11	R	W	16-12	Bradford	Pfaadt						
6/12	R	L	9-3	Walston	Slaten						
8/2	H	W	6-2	Wolfram	Olivero						
8/3	H	W	12-5	Barlow	Green						
8/4	H	W	4-3	Brennan	Ceconci						
8/5	H	W	6-5	Corbett	Lemieux						
8/6	H	W	11-2	Bradford	Carver						
8/7	H	L	3-2	Bain	Church						
8/30	R	L	5-4	Rogers	Wolfram						
8/31	R	W	16-10	Polley	Backhus						
9/1	R	L	7-4	Hernandez	Bradford						
9/2	R	W	21-2	Englert	Jarvis						

## ALL-TIME SERIES HISTORY

	OVERALL	HOME	ROAD
2019	13-16	7-9	6-7
2021	16-14	7-5	9-9
2022	11-7	5-1	6-6
<b>TOTAL</b>	<b>40-37 (.519)</b>	<b>19-15 (.559)</b>	<b>21-22 (.488)</b>

## ALL-TIME HIGHS

<b>Most runs, game</b>	Frisco	21 (9/2/22 at AMA)
	Amarillo	16 (6/5/21 at FRI)
<b>Largest margin of victory</b>	Frisco	19 (9/2/22 at AMA)
	Amarillo	9 (7/13/19 at FRI)
<b>Longest win streak</b>	Frisco	6 (8/8 - 8/17/19)
	Amarillo	7 (7/6 - 8/1/19)
<b>Best win pct, season</b>	Frisco	.611 (11-7, 2022)
	Amarillo	.552 (16-13, 2019)



# ARKANSAS TRAVELERS



Affiliate.....Seattle Mariners (2017)  
 2022 record.....73-65  
 Joined Texas League.....1966  
 All-time record.....3,754-3,914 (.490)  
 Postseason appearances .....20 (last: 2019)  
 Texas League championships.....6 (last: 2008)  
 Ownership .....Arkansas Travelers Baseball Inc.  
 General manager.....Sophie Ozier  
 Media contact.....Steven Davis

## DICKEY-STEPHENS PARK

Opened.....2007  
 Capacity.....7,800  
 Dimensions (L-C-R).....332-400-330

## 2023 MEETINGS (12 GAMES)

April 18 - April 23 at Frisco  
 May 23 - May 28 at Arkansas

## FIELD STAFF



### Manager: Mike Freeman

Year with Travelers .....1st  
 Year with Mariners .....1st  
 Career record .....0-0 (.000)

Pitching coach.....Michael Peoples  
 Hitting coach.....Shawn O'Malley  
 Coach.....Jose Umbria  
 Trainer.....Amanda Lee  
 Performance coach.....Brennan Michelson

## 2022 HEAD-TO-HEAD (11-7)

DATE	H/R	W/L	SCORE	WIN	LOSS	DATE	H/R	W/L	SCORE	WIN	LOSS
4/8	H	W	5-4	Ozuna	Sweet	7/23	R	W	3-1	Brennan	Kolek
4/9	H	W	8-7	Tiedemann	Stoutd	7/24	R	L	0-3	Dollard	Leiter
4/10	H	L	5-3	Kober	Nordlin						
5/3	H	L	2-1	Stoutd	Kent						
5/4	H	L	6-3	Sweet	Weems						
5/5	H	W	6-1	Tiedemann	Haberer						
5/6	H	L	6-2	Onyshko	Bradford						
5/7	H	W	5-0	Leiter	Alford						
5/8	H	W	8-2	Ragans	Stoutd						
6/21	R	W	9-6 (10)	Ozuna	Sweet						
6/22	R	W	3-2	Anderson	Kuhn						
6/23	R	L	0-9	Dollard	Bradford						
6/24	R	W	7-4	Smith	Jones						
6/25	R	W	6-3	White	Kolek						
6/26	R	L	4-8	Stoutd	Brennan						
7/22	R	W	3-1 (11)	Ozuna	Kuhn						

## ALL-TIME SERIES HISTORY

	OVERALL	HOME	ROAD
2003	17-11	9-3	8-8
2004	16-8	10-3	6-5
2005	6-8	5-3	1-5
2006	12-2	6-1	6-1
2007	8-4	4-2	4-2
2008	8-4	4-3	4-1
2009	10-2	5-1	5-1
2010	7-5	2-4	5-1
2011	7-5	3-3	4-2
2012	8-4	4-2	4-2
2013	4-8	2-4	2-4
2014	8-4	2-4	6-0
2015	6-6	2-4	4-2
2016	5-7	2-4	3-3
2017	5-7	3-3	2-4
2018	4-8	2-4	2-4
2019	10-5	4-3	6-2
2021	4-8	3-3	1-5
2022	11-7	5-4	6-3
<b>TOTAL</b>	<b>156-113 (.580)</b>	<b>77-58 (.570)</b>	<b>79-55 (.590)</b>

## ALL-TIME HIGHS

<b>Most runs, game</b>	Frisco	14 (5/30/06 at ARK)
	Arkansas	17 (5/28/17 at ARK)
<b>Largest margin of victory</b>	Frisco	11 (2x, 5/30/06 at ARK)
	Arkansas	14 (5/28/17 at ARK)
<b>Longest win streak</b>	Frisco	8 (4/20/09-7/14/09)
	Arkansas	6 (6/28/13-4/7/14)
<b>Best win pct, season</b>	Frisco	.857 (12-2, 2006)
	Arkansas	.667 (3x, 8-4, 2021)



# CORPUS CHRISTI HOOKS



Affiliate.....Houston Astros (2005)  
 2022 record.....63-74  
 Joined Texas League.....2005  
 All-time record.....1,173-1,177 (.499)  
 Postseason appearances .....6 (last: 2018)  
 Texas League championships.....1 (2006)  
 Ownership ..... Houston Astros  
 General Manager.....Brady Ballard  
 Media contact..... Michael Coffin

## WHATABURGER FIELD

Opened .....2005  
 Capacity .....5,362  
 Dimensions (L-C-R).....325-400-315

## 2023 MEETINGS (18 GAMES)

June 6 - June 11 at Corpus Christi  
 August 8 - August 13 at Corpus Christi  
 August 29 - Sept 3 at Frisco

## FIELD STAFF

### Manager: Joe Thon



Year with Hooks .....1st  
 Year with Astros .....3rd  
 Career record .....55-75 (.423)

Pitching coach.....John Kovalik  
 Hitting coach..... Bobby Bell  
 Trainer.....Takeaki Ando  
 Strength coach.....Matt Jones

## 2022 HEAD-TO-HEAD (8-9)

DATE	H/R	W/L	SCORE	WIN	LOSS	DATE	H/R	W/L	SCORE	WIN	LOSS
5/17	H	W	13-7	Anderson	Melendez	8/19	R	W	7-4	Tiedemann	Chaidez
5/18	H	L	7-5	Conn	Slaten						
5/19	H	L	5-9	Chaidez	Bradford						
5/20	H	L	9-11	Endersby	Leiter						
5/21	H	W	8-2	Ragans	Brown						
5/22	H	W	7-6	Lee	Melendez						
6/28	H	L	2-4	Casey	Gowdy						
6/29	H	L	0-5	Odorizzi	Bradford						
6/30	H	W	8-3	Anderson	Endersby						
7/1	H	W	5-0	White	Chaidez						
7/2	H	L	2-3	Melendez	Brennan						
7/3	H	W	12-0	Corbett	Robaina						
8/16	R	W	5-3	Smith	Sprinkle						
8/17	R	L	4-5	Bravo	Tiedemann						
8/18	R	L	1-3	West	Church						

## ALL-TIME SERIES HISTORY

	OVERALL	HOME	ROAD
2005	13-16	4-11	9-5
2006	11-17	7-7	4-10
2007	23-9	12-4	11-5
2008	16-16	9-7	7-9
2009	17-15	11-6	6-9
2010	16-16	7-9	9-7
2011	18-13	9-7	9-6
2012	14-18	9-7	5-11
2013	16-16	8-8	8-8
2014	18-14	10-6	8-8
2015	9-23	4-12	5-11
2016	13-19	6-11	7-8
2017	10-22	5-11	5-11
2018	16-16	10-6	6-10
2019	15-14	12-3	3-1a1
2021	11-7	3-2	8-5
2022	8-9	6-6	2-3
<b>TOTAL</b>	<b>244-261 (.483)</b>	<b>132-123 (.517)</b>	<b>112-138 (.448)</b>

## ALL-TIME HIGHS

<b>Most runs, game</b>	Frisco	19 (7/22/11 at FRI)
	Corpus Christi	16 (2x, 4/25/15 at FRI)
<b>Largest margin of victory</b>	Frisco	15 (2x, 7/22/11 at FRI)
	Corpus Christi	15 (4/25/15 at FRI)
<b>Longest win streak</b>	Frisco	8 (7/2 - 8/7/19)
	Corpus Christi	10 (5/4/15-6/25/15)
<b>Best win pct, season</b>	Frisco	.719 (23-9, 2007)
	Corpus Christi	.719 (23-9, 2015)



# MIDLAND ROCKHOUNDS



Affiliate .....Oakland Athletics (1999)  
 2022 record.....66-71  
 Joined Texas League.....1972  
 All-time record.....3,392-3,458 (.495)  
 Postseason appearances .....14 (last: 2019)  
 Texas League championships.....7 (last: 2017)  
 Owner .....Miles Prentice  
 General Manager.....Monty Hoppel  
 Media contact.....Bob Hards

## MOMENTUM BANK BALLPARK

Opened .....2002  
 Capacity .....4,922  
 Dimensions (L-C-R).....330-410-315

## 2023 MEETINGS (18 GAMES)

May 2 - May 7 at Midland  
 July 4 - July 9 at Frisco  
 August 1 - August 6 at Frisco

## FIELD STAFF

**Manager: Bobby Crosby**



Year with RockHounds .....3rd  
 Year with Athletics .....3rd  
 Career record .....125-131 (.488)

Pitching coach.....Chris Smith  
 Hitting coach.....Javier Godard  
 Assistant coach.....Juan Dilone  
 Trainer.....Jake Routhier  
 Sport performance coach .....Connor Hughes

## 2022 HEAD-TO-HEAD (9-9)

DATE	H/R	W/L	SCORE	WIN	LOSS
4/26	R	L	4-3	Weisenburger	Jacobsen
4/27	R	W	10-5	Weems	Cusick
4/28	R	W	6-1	Ozuna	Acton
4/29	R	W	7-5	Bradford	Damron
4/30	R	L	4-7	Peluse	Leiter
5/1	R	W	6-5	Ragans	Milburn
6/14	H	L	3-6	Damron	Brennan
6/15	H	L	0-4	Plunkett	Kent
6/16	H	W	6-4	Thomas	Peluse
6/17	H	W	1-0	Bradford	Criswell
6/18	H	L	5-6	Highberger	Leiter
6/19	H	W	5-3	Slaten	Leal
7/12	H	L	3-8	Peluse	Bradford
7/13	H	W	11-4	White	Conley

DATE	H/R	W/L	SCORE	WIN	LOSS
7/14	H	L	3-6	Criswell	Corbett
7/15	H	W	11-10 (11)	Ozuna	Hall
7/16	H	L	2-14	Leal	Weems
7/17	H	L	4-8	Damron	Wolfram

## ALL-TIME SERIES HISTORY

	OVERALL	HOME	ROAD
2003	10-6	5-3	5-3
2004	5-11	3-5	2-6
2005	14-14	7-7	7-7
2006	13-15	9-5	4-10
2007	15-12	7-6	8-6
2008	16-12	6-8	10-4
2009	14-14	7-7	7-7
2010	15-13	8-6	7-7
2011	18-10	9-5	9-5
2012	16-12	9-5	7-7
2013	13-15	5-9	8-6
2014	16-12	9-5	7-7
2015	8-20	5-9	3-11
2016	12-16	6-9	6-7
2017	13-15	7-7	6-8
2018	12-16	4-10	8-6
2019	12-15	6-9	6-6
2021	13-11	8-4	5-7
2022	9-9	5-7	4-2
<b>TOTAL</b>	<b>244-248 (.496)</b>	<b>125-126 (.498)</b>	<b>119-122 (.493)</b>

## ALL-TIME HIGHS

<b>Most runs, game</b>	Frisco	16 (2x, 5/15/08 at MID)
	Midland	23 (9/5/15 at FRI)
<b>Largest margin of victory</b>	Frisco	14 (5/12/04 at FRI)
	Midland	17 (9/5/15 at FRI)
<b>Longest win streak</b>	Frisco	7 (7/25/06-8/6/06)
	Midland	8 (6/6 - 6/30/19)
<b>Best win pct, season</b>	Frisco	.643 (18-10, 2011)
	Midland	.714 (20-8, 2015)



# NORTHWEST ARKANSAS NATURALS



Affiliate ..... Kansas City Royals (2008)  
 2022 record ..... 58-79  
 Joined Texas League ..... 2008  
 All-time record ..... 927-1,001 (.481)  
 Postseason appearances ..... 8 (last: 2021)  
 Texas League championships ..... 2 (2021)  
 Ownership ..... Rich Entertainment Group  
 General Manager ..... Justin Cole  
 Media contact ..... Dustin Dethlefs

## ARVEST BALLPARK

Opened ..... 2008  
 Capacity ..... 7,500  
 Dimensions (L-C-R) ..... 327-400-325

## 2023 MEETINGS (12 GAMES)

June 13 - June 18 at Springdale  
 Sept. 6 - Sept. 10 at Frisco

## FIELD STAFF

**Manager: Tommy Shields**



Year with Naturals ..... 1st  
 Year with Royals ..... 5th  
 Career record ..... 438-445 (.496)

Pitching coach ..... Larry Carter  
 Hitting coach ..... Andy LaRoche  
 Asst. hitting coach ..... Kevin Kuntz  
 Trainer ..... Danny Accola  
 Strength & conditioning coach ..... CJ Mikkelsen

## 2022 HEAD-TO-HEAD (5-7)

DATE	H/R	W/L	SCORE	WIN	LOSS	SAVE
4/19	H	W	4-3	Nordlin (2-1)	Marsh (0-1)	Lee (3)
4/20	H	L	7-2	Parrish (1-1)	Weems (0-1)	-
4/21	H	W	12-2	Starr (1-0)	Veneziano (0-3)	-
4/22	H	L	11-2	Zerpa (1-1)	Bradford (1-1)	-
4/23	H	L	12-4	Pennington (1-0)	Leiter (0-1)	-
4/24	H	L	4-3	Del Rosario (1-0)	Ragans (0-1)	Sotillet (2)
9/13	R	L	8-4	Alcantara (1-0)	Leiter (3-10)	Woods (1)
9/14	R	W	9-2	Bradford (10-7)	Sikkema (0-5)	-
9/15	R	L	6-3	Chamberlain (3-0)	Church (1-3)	Marquez (2)
9/16	R	W	11-6	Gowdy (1-3)	Marsh (1-15)	-
9/17	R	L	5-7	Veneziano (6-9)	Smith (4-1)	Pennington (2)
9/18	R	W	10-9 (10)	Gowdy (2-3)	Marquez (1-1)	Polley (2)

## ALL-TIME SERIES HISTORY

	OVERALL	HOME	ROAD
2008	6-6	5-1	1-5
2009	7-5	4-2	3-3
2010	7-5	4-2	3-3
2011	6-6	3-3	3-3
2012	7-5	3-3	4-2
2013	8-4	4-2	4-2
2014	7-5	3-3	4-2
2015	6-5	3-2	3-3
2016	8-4	5-1	3-3
2017	6-6	3-3	3-3
2018	3-9	2-4	1-5
2019	8-5	3-2	5-3
2021	5-6	3-3	2-3
2022	5-7	2-4	3-3
<b>TOTAL</b>	<b>89-78 (.532)</b>	<b>47-35 (.573)</b>	<b>42-43 (.494)</b>

## ALL-TIME HIGHS

<b>Most runs, game</b>	Frisco	18 (6/3/11 at NWA)
	NW Arkansas	15 (7/2/15 at NWA)
<b>Largest margin of victory</b>	Frisco	13 (2x, 4/12/14 at NWA)
	NW Arkansas	12 (8/17/11 at NWA)
<b>Longest win streak</b>	Frisco	8 (7/10/15-4/16/16)
	NW Arkansas	5 (8/10/18-8/19/18)
<b>Best win pct, season</b>	Frisco	.667 (8-4, 2x, 2016)
	NW Arkansas	.750 (9-3, 2018)

# SAN ANTONIO MISSIONS



Affiliate.....San Diego Padres (2007-2018, 2021-2022)  
 2022 record.....68-68  
 Joined Texas League.....1968-2018, 2021  
 All-time record.....3,624-3,763 (.490)  
 Postseason appearances ..... 20 (last: 2022)  
 Texas League championships..... 14 (2013)  
 Ownership ..... Elmore Sports Group  
 General Manager..... Dave Gasaway  
 Media contact..... Jeremy Sneed

## NELSON W. WOLFF MUNICIPAL STADIUM

Opened ..... 1994  
 Capacity .....6,200 (9,000 including berm)  
 Dimensions (L-C-R)..... 310-402-340

## 2023 MEETINGS (18 GAMES)

April 11 - April 16 at San Antonio  
 June 28 - July 3 at San Antonio  
 July 18 - July 23 at Frisco

## FIELD STAFF

**Manager: Luke Montz**



Year with San Antonio .....1st  
 Year with San Diego .....1st  
 Career record ..... 177-149 (.543)

Pitching coach.....Jeff Andrews  
 Hitting coach..... Pat O'Sullivan  
 Bench coach..... Felipe Blanco  
 Trainer..... David Bryan

## 2022 HEAD-TO-HEAD (15-9)

DATE	H/R	W/L	SCORE	WIN	LOSS	DATE	H/R	W/L	SCORE	WIN	LOSS
4/12	R	W	6-4	Wolfram	Lillie	7/9	R	W	6-0	Brennan	Krauth
4/13	R	W	9-6	Tiedemann	Matos	7/10	R	L	10-0	Watson	Leiter
4/14	R	W	6-3	Nordlin	Belen	8/9	H	L	6-5	Henrey	Nordlin
4/15	R	W	7-3	Bradford	Waldron	8/10	H	W	3-0	Brennan	Krauth
4/16	R	W	4-3	Wolfram	Eshelman	8/11	H	L	5-3	Komar	Slaten
5/25	H	L	8-1	Baez	Weems	8/12	H	W	7-0	Bradford	Vela
5/25	H	W	6-1	Anderson	Lawson	8/13	H	L	5-4	Bravo	Tiedemann
5/26	H	L	7-3 (10)	Felipe	Lee	8/14	H	L	7-5	Minijarez	Gowdy
5/27	H	L	8-2	Hernandez	Ragans						
5/28	H	W	10-6	Leclerc	Cosgrove						
5/29	H	W	9-7	Brennan	Baez						
7/4	R	W	11-0	Tiedemann	Watson						
7/5	R	W	10-1	Bradford	Komar						
7/7	R	L	2-1	Belen	Polley						
7/8	R	W	10-7 (12)	Smith	Fox						

## ALL-TIME SERIES HISTORY

	OVERALL	HOME	ROAD
2003	4-12	4-4	0-8
2004	11-5	5-3	6-2
2005	14-14	9-5	5-9
2006	15-13	9-4	6-9
2007	16-16	8-8	8-8
2008	21-11	10-6	11-5
2009	14-18	7-9	7-9
2010	15-17	6-10	9-7
2011	13-19	8-8	5-11
2012	19-13	10-6	9-7
2013	16-16	10-6	6-10
2014	17-15	10-6	7-9
2015	18-14	9-7	9-7
2016	18-14	11-5	7-9
2017	14-18	5-11	9-7
2018	15-17	7-9	8-8
2021	13-5	8-4	5-1
2022	15-9	5-7	10-2
<b>TOTAL</b>	<b>268-246 (.521)</b>	<b>141-118 (.544)</b>	<b>127-128 (.498)</b>

## ALL-TIME HIGHS

<b>Most runs, game</b>	Frisco	14 (5/2/08 at SA)
	San Antonio	14 (4x, 8/10/09 at FRI)
<b>Largest margin of victory</b>	Frisco	13 (5/19/12 at FRI)
	San Antonio	14 (8/10/09 at FRI)
<b>Longest win streak</b>	Frisco	11 (8/26/15-5/6/16)
	San Antonio	8 (2x, 8/5/16-4/24/17)
<b>Best win pct, season</b>	Frisco	.722 (13-5, 2021)
	San Antonio	.750 (12-4, 2003)



# SPRINGFIELD CARDINALS



Affiliate ..... St. Louis Cardinals (2005)  
 2022 record ..... 68-70  
 Joined Texas League ..... 2005  
 All-time record ..... 1,152-1,195 (.491)  
 Postseason appearances ..... 5 (last: 2016)  
 Texas League championships ..... 1 (2012)  
 Ownership ..... St. Louis Cardinals  
 General Manager ..... Dan Reiter  
 Media contact ..... Andrew Buchbinder

## HAMMONS FIELD

Opened ..... 2004  
 Capacity ..... 6,750  
 Dimensions (L-C-R) ..... 315-400-330

## 2023 MEETINGS (6 GAMES)

June 20 - June 25 at Frisco

## FIELD STAFF

### Manager: Jose Leger



Year with Springfield ..... 3rd  
 Year with St. Louis ..... 7th  
 Career record ..... 502-513 (.495)

Pitching coach ..... Eric Peterson  
 Hitting coach ..... Brock Hammit  
 Coach ..... Will Hawks  
 Trainer ..... Alex Wolfinger  
 Strength & conditioning coach ..... Spencer Clevenger

## 2022 HEAD-TO-HEAD (4-2)

DATE	H/R	W/L	SCORE	WIN	LOSS	SAVE
7/26	R	W	10-6	Polley (1-1)	Robles (2-5)	-
7/27	R	W	5-2	Jones (1-0)	Graceffo (5-2)	-
7/28	R	L	9-4	Beller (2-0)	Thomas (1-1)	-
7/29	R	L	12-6	Brettell (4-1)	Slaten (1-5)	-
7/30	R	W	4-1	Leiter (3-8)	Escobar (7-6)	Anderson (1)
7/31	R	W	14-12	Weems (2-5)	McGreevy (5-3)	Ozuna (8)

## ALL-TIME SERIES HISTORY

	OVERALL	HOME	ROAD
2005	5-9	4-3	1-6
2006	8-6	5-2	3-4
2007	6-6	3-3	3-3
2008	9-3	4-2	5-1
2009	6-6	3-3	3-3
2010	6-6	4-2	2-4
2011	7-5	4-2	3-3
2012	7-5	5-1	2-4
2013	5-7	3-3	2-4
2014	5-7	3-3	2-4
2015	7-5	4-2	3-3
2016	5-7	4-2	1-5
2017	6-6	3-3	3-3
2018	7-5	5-1	2-4
2019	7-8	2-5	5-3
2021	2-4	2-4	0-0
2022	4-2	0-0	4-2
<b>TOTAL</b>	<b>102-97 (.513)</b>	<b>58-41 (.586)</b>	<b>44-56 (.440)</b>

## ALL-TIME HIGHS

<b>Most runs, game</b>	Frisco	18 (7/4/09 at SPR)
	Springfield	16 (2x, 8/9/16 at SPR)
<b>Largest margin of victory</b>	Frisco	14 (7/4/09 at SPR)
	Springfield	14 (8/10/05 at FRI)
<b>Longest win streak</b>	Frisco	5 (6/28/18-7/5/18)
	Springfield	5 (2x, 5/30/13-8/13/13)
<b>Best win pct, season</b>	Frisco	.750 (9-3, 2008)
	Springfield	.667 (4-2, 2021)



# TULSA DRILLERS



Affiliate ..... Los Angeles Dodgers (2015)  
 2022 record ..... 69-67  
 Joined Texas League ..... 1977  
 All-time record ..... 3,039-3,122 (.493)  
 Postseason appearances ..... 20 (last: 2022)  
 Texas League championships ..... 4 (last: 2018)  
 Owners ..... Dale Hubbard and Jeff Hubbard  
 General Manager ..... Mike Melega  
 Media contact ..... Brian Carroll

## ONEOK FIELD

Opened ..... 2010  
 Capacity ..... 7,833  
 Dimensions (L-C-R) ..... 330-400-307

## 2023 MEETINGS (6 GAMES)

August 15 - August 20 at Frisco

## FIELD STAFF

### Manager: Scott Hennessey



Year with Drillers ..... 6th \*  
 Year with Dodgers ..... 16th  
 Career record ..... 327-263 (.554)  
 \*Took over in middle of 2017 season

Pitching coach ..... Ryan Dennick  
 Hitting coach ..... Brett Pill  
 Coach ..... Chris Gutierrez  
 Trainer ..... Jesse Guffey  
 Performance coach ..... Noah Huff

## 2022 HEAD-TO-HEAD (5-7)

DATE	H/R	W/L	SCORE	WIN	LOSS	SAVE
5/10	R	L	8-6	Robertson (1-0)	Chandler (0-1)	Zuniga (4)
5/11	R	L	7-2	Drury (3-0)	Weems (1-3)	-
5/12	R	L	9-7	Gamboa (3-0)	Slaten (0-1)	Washington (2)
5/13	R	W	8-6	Bradford (3-2)	Knack (0-1)	Ozuna (3)
5/14	R	L	11-1	Miller (1-1)	Leiter (1-3)	-
5/15	R	W	18-4	Ragans (3-1)	Martinez (1-1)	-
9/6	H	L	11-7	Gamboa (10-3)	Tiedemann (5-3)	-
9/7	H	W	11-0	Polley (5-1)	Hurt (1-4)	-
9/8	H	W	4-3	Bradford (9-7)	Knack (2-9)	Wolfram (2)
9/9	H	L	14-2	Zuniga (4-3)	Englert (1-1)	-
9/10	H	L	10-7	Dodson (4-0)	Polley (5-2)	Leasure (4)
9/11	H	W	18-3	Smith (4-0)	Gamboa (10-4)	-

## ALL-TIME SERIES HISTORY

	OVERALL	HOME	ROAD
2003	10-16	7-7	3-9
2004	11-15	5-7	6-8
2005	2-12	2-5	0-7
2006	8-6	5-3	3-3
2007	9-3	4-2	5-1
2008	8-4	3-3	5-1
2009	4-8	1-5	3-3
2010	6-5	3-3	3-2
2011	10-2	5-1	5-1
2012	9-3	6-0	3-3
2013	8-4	4-2	4-2
2014	9-2	4-2	5-0
2015	6-6	3-3	3-3
2016	2-9	2-3	0-6
2017	6-6	3-3	3-3
2018	3-9	3-3	0-6
2019	4-8	2-4	2-4
2021	0-0	0-0	0-0
2022	5-7	3-3	2-4
<b>TOTAL 120-125 (.490)</b>	<b>65-59 (.524)</b>	<b>55-66 (.455)</b>	

## ALL-TIME HIGHS

<b>Most runs, game</b>	Frisco	19 (7/13/06 at FRI)
	Tulsa	18 (7/2/03 at FRI)
<b>Largest margin of victory</b>	Frisco	17 (7/13/06 at FRI)
	Tulsa	16 (7/11/06 at FRI)
<b>Longest win streak</b>	Frisco	9 (8/9/07-5/28/08)
	Tulsa	10 (7/3/18-6/19/19)
<b>Best win pct, season</b>	Frisco	.833 (10-2, 2011)
	Tulsa	.857 (12-2, 2005)





# WICHITA WIND SURGE



Affiliate.....Minnesota Twins (2021)  
 2022 record.....78-59  
 Joined Texas League.....2021  
 All-time record.....147-110 (.572)  
 Postseason appearances .....2 (last: 2022)  
 Texas League championships.....0  
 Owners.....Jane Schwegheimer  
 General Manager.....Bob Moullette  
 Media contact.....Tim Grubbs

## RIVERFRONT STADIUM

Opened .....2020  
 Capacity .....10,025  
 Dimensions (L-C-R).....340-400-325

## 2023 MEETINGS (12 GAMES)

May 9 - May 14 at Frisco  
 July 25 - July 30 at Wichita

## FIELD STAFF



### Manager: Ramon Borrego

Year with Wind Surge.....3rd  
 Year with Twins.....14th  
 Career record .....573-500 (.534)

Pitching coach.....Dan Urbina  
 Pitching coach.....DJ Eagle  
 Hitting Coach.....Shawn Schlechter  
 Bench coach.....Takashi Muryoshi  
 Trainers.....Tyler Blair and Katie Lortie  
 Strength & conditioning coach....Jacob Needham

## 2022 HEAD-TO-HEAD (6-6)

DATE	H/R	W/L	SCORE	WIN	LOSS	SAVE
5/31	R	W	3-0	Leiter (2-4)	Sammons (1-3)	Ozuna (4)
6/1	R	L	7-1	Klimek (1-1)	Gowdy (0-1)	-
6/2	R	L	2-1	Acosta (1-0)	Ragans (4-3)	Sisk (1)
6/3	R	W	2-1	Kent (1-1)	Legumina (0-2)	Lee (4)
6/4	R	L	8-7 (11)	Cruz (1-1)	Wolfram (2-1)	-
6/5	R	L	5-3	Funderburk (6-0)	Slaten (0-3)	-
8/23	H	W	4-3 (10)	Church (1-2)	Bentley (6-1)	-
8/24	H	L	4-0	Peguero (3-0)	Leiter (3-9)	-
8/25	H	W	2-1 (10)	Brennan (6-3)	Sammons (3-6)	-
8/26	H	W	2-1	Kent (2-3)	Funderburk (8-5)	Anderson (6)
8/27	H	L	8-6	Cabezas (2-0)	Weems (2-6)	Enlow (2)
8/28	H	W	4-3	Polley (2-1)	Bentley (6-2)	-

## ALL-TIME SERIES HISTORY

	OVERALL	HOME	ROAD
2022	6-6	4-2	2-4
<b>TOTAL</b>	<b>6-6 (.500)</b>	<b>4-2 (.667)</b>	<b>2-4 (.333)</b>

## ALL-TIME HIGHS

<b>Most runs, game</b>	Frisco	7 (6/4/22 at WCH)
	Wichita	8 (2x, 8/27/22 at FRI)
<b>Largest margin of victory</b>	Frisco	3 (5/31/22 at WCH)
	Wichita	6 (6/1/22 vs. FRI)
<b>Longest win streak</b>	Frisco	2 (8/25/22 - 8/26/22)
	Wichita	2 (2x, 6/4/22 - 6/5/22)
<b>Best win pct, season</b>	Frisco	.500 (6-6, 2022)
	Wichita	.500 (6-6, 2022)





# CLUB HISTORY & RECORDS



## YEAR-BY-YEAR RECORDS / RECORDS BY OPPONENT

YEAR	W	L	%	PLACE	1ST HALF	2ND HALF	TLDS	TLCS
2003	73	67	.521	2nd, East	* 40-30 *	33-37	W, 3-0 vs. WIC	L, 4-1 vs. SA
2004	81	59	.579	1st, East	36-34	* 45-25 *	W, 3-0 vs. TUL	W, 4-1 vs. RR
2005	58	82	.414	4th, West	29-41	29-41		
2006	72	68	.514	3rd, South	35-35	37-33		
2007	85	55	.607	1st, South	* 47-23 *	38-32	L, 3-0 vs. SA	
2008	84	56	.600	1st, South	* 43-27 *	* 41-29 *	W, 3-0 vs. SA	L, 3-2 vs. ARK
2009	72	68	.514	2nd, South	33-37	39-31		
2010	72	67	.518	1st, South	* 38-31 *	34-36	L, 3-1 vs. MID	
2011	79	61	.564	2nd, South	40-30	39-31	L, 3-1 vs. SA	
2012	80	60	.571	2nd, South	* 41-29 *	39-31	W, 3-0 vs. CC	L, 3-1 vs. SPR
2013	70	70	.500	3rd, South	39-31	31-39		
2014	80	59	.576	1st, South	* 40-29 *	* 40-30 *	L, 3-1 vs. MID	
2015	60	79	.432	3rd, South	29-41	31-38		
2016	63	76	.453	3rd, South	38-31	25-45		
2017	60	80	.429	4th, South	29-41	31-39		
2018	60	80	.429	4th, South	24-46	36-34		
2019	68	71	.475	3rd, South	33-36	35-35		
2021	64	55	.538	1st, South	** 37-23 **	27-32		
2022	74	63	.540	1st, South	36-33	* 38-30 *	W, 2-0 vs. SA	W, 2-0 vs. WCH
<b>1,355 1,276 .515</b>					<b>689-626</b>	<b>666-650</b>	* Indicates that Riders won the half **Riders won first half, did not make playoffs	

All-time regular season record .....	1,355-1,276 (.515)
Home.....	718-606 (.542)
Away.....	637-670 (.487)
First half .....	689-626 (.524)
Second half .....	666-650 (.506)
All-time postseason record.....	27-23 (.540)

### RECORD BY OPPONENT

Amarillo (2019-pres.).....	40-37 (.519)
Arkansas (2003-pres.).....	156-113 (.580)
Corpus Christi (2005-pres.).....	243-262 (.481)
El Paso (2003-2004).....	24-8 (.750)
Midland (2003-pres.).....	244-247 (.497)
Northwest Arkansas (2008-pres.).....	89-78 (.533)
Round Rock (2003-2004) .....	21-11 (.656)
San Antonio (2003-2018, 2021-pres.).....	268-246 (.521)
Springfield (2005-pres.).....	102-97 (.513)
Tulsa (2003-pres.).....	120-125 (.490)
Wichita Wind Surge (2021-pres.).....	6-6 (.500)
Wichita Wranglers (2003-2007) .....	41-41 (.500)



*The 2018 RoughRiders lineup on Opening Day in front of an incredible crowd of 11,015 fans.*



# YEAR-BY-YEAR TEAM STATISTICS

## BATTING

YEAR	AVG.	AB	R	H	2B	3B	HR	RBI	BB	SO	SB	CS	OBP	SLG	OPS
2003	.254	4,654	619	1,184	202	38	103	552	475	942	123	61	.327	.381	.707
2004	.276	4,820	736	1,331	243	45	117	681	505	1,050	120	57	.352	.418	.770
2005	.270	4,875	632	1,318	228	31	87	574	408	891	126	61	.330	.383	.714
2006	.267	4,756	671	1,272	258	26	131	627	460	1,015	101	59	.339	.415	.754
2007	.264	4,624	705	1,223	245	29	176	664	454	980	91	36	.335	.444	.779
2008	.277	4,768	758	1,319	274	36	129	683	480	1,072	185	60	.348	.330	.779
2009	.265	4,773	680	1,265	227	30	108	625	491	856	109	36	.338	.333	.731
2010	.258	4,753	573	1,225	215	41	68	510	440	977	91	44	.324	.363	.687
2011	.267	4,832	693	1,291	239	30	128	629	367	1,021	102	42	.327	.409	.735
2012	.262	4,774	661	1,249	189	59	129	603	440	951	144	36	.331	.407	.738
2013	.249	4,750	569	1,183	201	33	115	539	303	906	127	48	.300	.378	.678
2014	.266	4,664	642	1,239	234	29	114	598	419	1,069	85	57	.332	.402	.733
2015	.243	4,655	573	1,131	215	34	115	524	444	1,196	96	43	.313	.378	.691
2016	.246	4,610	557	1,134	208	33	96	527	341	993	79	47	.304	.368	.672
2017	.250	4,799	545	1,198	217	27	103	494	353	966	83	44	.307	.370	.677
2018	.254	4,694	579	1,194	210	23	105	540	402	1,033	102	42	.316	.376	.692
2019	.250	4,620	600	1,154	196	20	98	559	443	1,101	70	41	.322	.365	.687
2021	.247	3,898	556	961	175	21	136	511	405	1,143	116	36	.324	.407	.731
2022	.265	4,654	783	1,234	259	23	168	725	145	1,117	145	52	.350	.439	.789
<b>.260</b>	<b>88,973</b>	<b>12,132</b>	<b>23,105</b>	<b>4,235</b>	<b>585</b>	<b>2,226</b>	<b>11,165</b>	<b>7,775</b>	<b>19,279</b>	<b>2,095</b>	<b>850</b>	<b>.328</b>	<b>.393</b>	<b>.721</b>	

## PITCHING

YEAR	ERA	W	L	SV	IP	H	R	ER	HR	HB	BB	SO	WP	WHIP	AVG
2003	4.16	73	67	43	1,237.1	1,267	660	572	95	62	455	892	56	1.39	.261
2004	3.74	81	59	39	1,242.2	1,186	608	516	119	65	462	1,004	72	1.33	.247
2005	4.70	58	82	32	1,250.0	1,352	745	653	142	53	463	990	73	1.45	.279
2006	4.30	72	68	30	1,238.0	1,268	676	591	121	68	493	1,099	71	1.42	.264
2007	4.15	85	55	41	1,213.0	1,151	614	560	126	81	485	1,056	68	1.35	.250
2008	4.34	84	56	40	1,241.1	1,257	674	598	93	64	537	926	64	1.45	.265
2009	4.22	72	68	34	1,240.1	1,277	679	582	89	66	509	917	86	1.44	.265
2010	4.11	72	67	38	1,251.1	1,229	619	571	85	38	445	1,036	74	1.34	.257
2011	4.13	79	61	38	1,267.0	1,249	647	582	113	57	467	1,069	92	1.35	.259
2012	3.86	80	60	37	1,254.2	1,177	591	538	118	57	436	1,123	81	1.29	.249
2013	3.58	70	70	39	1,253.0	1,115	578	499	112	53	470	1,111	88	1.26	.240
2014	3.39	80	59	38	1,216.2	1,048	538	458	89	56	465	1,136	80	1.24	.231
2015	4.70	60	79	36	1,222.1	1,256	710	638	113	64	576	1,096	102	1.50	.266
2016	4.09	63	76	32	1,213.1	1,145	613	551	117	75	519	1,123	113	1.37	.250
2017	4.31	60	80	34	1,243.2	1,262	659	596	146	84	396	1,078	60	1.48	.264
2018	4.88	60	80	33	1,226.1	1,353	727	665	141	67	443	1,108	120	1.46	.264
2019	4.22	68	71	35	1,220.1	1,115	623	572	119	71	476	1,214	121	1.30	.243
2021	3.98	64	55	30	1,037.2	877	515	459	126	70	423	1,183	56	1.25	.228
2022	4.70	74	63	37	1,207.0	1,130	703	630	160	89	557	1,272	83	1.39	.247
<b>1,355</b>	<b>1,276</b>	<b>686</b>	<b>23,276.0</b>	<b>22,714</b>	<b>12,179</b>	<b>10,831</b>	<b>2,224</b>	<b>1,240</b>	<b>9,077</b>	<b>20,433</b>	<b>1,560</b>	<b>1.37</b>	<b>.245</b>		

## FIELDING

YEAR	PCT	PO	A	E	TC	DP	PB	UE RUNS	RUN DIFF.
2005	.976	3,751	1,552	132	5,435	158	11	92	-113
2006	.973	3,714	1,385	139	5,238	107	14	85	-5
2007	.979	3,639	1,302	104	5,045	117	12	54	91
2008	.975	3,724	1,481	136	5,341	156	13	76	84
2009	.973	3,721	1,431	145	5,297	126	9	97	1
2010	.981	3,754	1,440	98	5,292	120	11	48	-46
2011	.977	3,801	1,398	122	5,321	133	7	65	46
2012	.980	3,764	1,458	105	5,327	149	8	53	70
2013	.979	3,759	1,477	110	5,346	125	17	79	-9
2014	.978	3,650	1,268	113	5,031	94	15	80	104
2015	.977	3,667	1,264	115	5,046	134	13	72	-137
2016	.976	3,640	1,286	119	5,045	139	17	62	-56
2017	.980	3,731	1,441	103	5,275	146	7	63	-114
2018	.980	3,679	1,307	104	5,090	138	8	62	-148
2019	.982	3,661	1,249	92	5,002	129	15	51	-23
2021	.979	3,114	997	87	4,198	86	13	56	41
2022	.979	3,621	1,156	103	4,880	111	11	73	80
<b>.978</b>	<b>62,390</b>	<b>22,892</b>	<b>1,927</b>	<b>87,209</b>	<b>2,168</b>	<b>201</b>	<b>1,168</b>	<b>-134</b>	



## ROUGHRIDERS TIMELINE

### 2001

**December 3:** Southwest Sports Group and Mandalay Sports Entertainment reached an agreement of joint ownership of a Double-A, Texas League franchise to be located in Frisco, Texas.



### 2002

**February 6:** Officials with the Double-A team and representatives of the City of Frisco and Collin County broke ground on a new ballpark to be ready for the 2003 season.

**July 4:** At a July 4th centennial celebration, the Frisco RoughRiders announced their new name and logo.

**September 26:** Frisco RoughRiders Professional Baseball announced its Major League affiliation with the Texas Rangers. "We are thrilled to be the Double-A affiliate of the Rangers," said President & General Manager Mike McCall. "A player may be a RoughRider in April and a Ranger by August."

### 2003

**January 21:** The RoughRiders announced a naming rights deal for the new ballpark with Dr Pepper/Seven Up, Inc. and the Dr Pepper Bottling Company of Texas. The facility was called Dr Pepper/Seven Up Ballpark until March 2006, when it became Dr Pepper Ballpark.

**April 3:** The RoughRiders played their first game as a new franchise, falling 15-2 to Tulsa in front of a sellout crowd (10,685) in Frisco. The club knocked off the Drillers 4-3 the next night to claim the franchise's first victory.

**August 31:** The Riders closed out regular season play at Dr Pepper/Seven Up Ballpark, where they welcomed 666,977 fans. The mark was fourth-best in Minor League Baseball that season and still ranks as the best single-season total in team history.

**September 2:** Dr Pepper/Seven Up Ballpark earned "Best New Ballpark for 2003" from BaseballParks.com. Site editor Joe Mock wrote, "Overall, this is the most impressive Minor League park I've visited in years."

**September 4:** Frisco wrapped up its first playoff series with a sweep of Wichita, advancing to the Texas League Championship Series, where the Riders fell to San Antonio in five games.

### 2004



*The RoughRiders celebrate their Texas League championship on the field.*

**June 13:** 21-year-old Ian Kinsler joined the Riders directly from Class-A Clinton, going 1-for-4 with a double in his debut. Kinsler played 71 games with the Riders in 2004 and hit .300.

**August 7:** Rashad Eldridge went 6-for-6 in a win over Arkansas, the only six-hit game in team history.

**September 17:** The RoughRiders clinched the Texas League championship in Round Rock.

## ROUGHRIDERS TIMELINE

### 2005

**June 21:** The RoughRiders hosted the Texas League All-Star Game at Dr Pepper/Seven Up Ballpark for the first time in team history. Six Riders earned a spot on the West division squad.

**July 28:** A.J. Murray, Steve Karsay and Scott Feldman combined for a nine-inning perfect game in a 3-0 win at Corpus Christi. It was just the third nine-inning perfect game in Texas League history.

### 2006

**June 27:** Led by 12 strikeouts from John Danks, the Riders combined to strike out 17 San Antonio hitters in a 5-3 win over the Missions. The 17 strikeouts remain tied for a single-game team high in a nine-inning contest.

**July 13:** Fueled by Nate Gold's three-homer game (the first in team history), Frisco routed Tulsa 19-2 at Dr Pepper Ballpark, recording the largest margin of victory in team history.

### 2007

**June 27:** German Duran, one of eight Riders All-Stars, won the home run derby.

**September 2:** Frisco defeated Midland 6-2, racking up its 85th win of the season. The Riders finished the season 85-55, the best record in team history.

**September 12:** Manager Dave Anderson received the Texas League's Manager of the Year honor, the first time a Frisco manager earned the award.

**November 15:** The RoughRiders receive the 2007 Bob Freitas Award, awarded annually to outstanding operations in Minor League Baseball, by *Baseball America*.

### 2008

**March 29:** The Riders defeated the Rangers at Dr Pepper Ballpark in the first-ever exhibition game between the two clubs.

**April 24:** The RoughRiders welcomed the three millionth fan in team history.

**May 18:** Matt Harrison threw a seven-inning no-hitter in a 2-0 win over San Antonio.

**June 25:** Steve Murphy hit a tie-breaking home run in the 10th inning to win Texas League All-Star Game MVP honors. Murphy and the South Division won 7-3 in Springfield.

**July 7:** Hard-throwing youngster Neftali Feliz made his Double-A debut in Frisco, featuring several pitches 100 MPH or faster.

**August 13:** Derek Holland made his Double-A debut with authority, going 8 innings, allowing four hits and one unearned run, while striking out 10 Tulsa hitters. In four starts with the Riders to close out the year, the southpaw went 3-0 with a 0.69 ERA. That season, he was named the Rangers Nolan Ryan Minor League Pitcher of the Year.

**August 19:** Neftali Feliz (5 IP) and Trey Hodges (1/3 IP) combined for a rain-shortened no-hitter against San Antonio, Frisco's second no-hitter of the season.



## ROUGHRIDERS TIMELINE

**August 28:** Manager Scott Little won Texas League Manager of the Year, the second-consecutive season a Frisco manager received the award.

**September 1:** The Riders clinched the second-half title, marking the first time in franchise history the squad won both halves. The team finished the year with a record of 84-56.

### 2009

**July 1:** Frisco hosted the Texas League All-Star Game for the second time. Five Riders (Jumbo Diaz, Craig Gentry, Kasey Kiker, Manny Piña, and Justin Smoak) represented the squad in their home ballpark.

**August 3:** Dustin Majewski extended his on-base streak to 30 games, joining teammates Craig Gentry and Justin Smoak as Riders to record 30-game on-base streaks in 2009.

**August 27:** Chad Tracy's ninth-inning home run put him at 104 RBIs on the season, setting a Riders single-season record. He finished the year at 107 RBIs, which still stands atop the franchise's leaderboard.

### 2010

**August 28:** Cristian Guzman, Ian Kinsler, and Nelson Cruz all came to Frisco on rehab assignments, taking the spotlight in front of a season-high 11,666 fans.

**August 30:** Blake Beavan garnered Texas League Pitcher of the Year after posting a 10-5 record and a 2.78 ERA over 17 starts. The former first-round pick wasn't in the Rangers organization when the award was announced, though, after being traded to Seattle in a deal for LHP Cliff Lee deal on July 9.

### 2011

**April 19:** Martin Perez hurled a five-inning, rain-shortened perfect game in a 1-0 win at Arkansas. It's the fifth and most recent perfect game in Texas League history.

**June 26:** Robbie Erlin set a franchise single-game record with 14 strikeouts across 6 2/3 innings at Corpus Christi.

**June 30:** The RoughRiders welcomed the five millionth fan in team history.

**July 22:** The Riders blasted a team-record eight homers - including three from Tommy Mendonca - and tied single-game franchise records for runs (19) and hits (24) in a 19-4 win over Corpus Christi at Dr Pepper Ballpark.

**July 29:** Joe Wieland threw a nine-inning no-hitter in a 3-0 win at San Antonio.

**July 31:** Fresh off his no-hitter, Wieland and teammate Robbie Erlin were traded to San Diego in exchange for Mike Adams. Both are assigned to San Antonio, putting Wieland on the same team he no-hit two days prior.

**September 7:** Former Myrtle Beach roommates Robbie Ross and Joe Wieland took the hill against one another in the South Division Championship Series opener between Frisco and San Antonio. Despite Ross starting with 5 no-hit innings and striking out 12 Missions in 6 frames, Wieland trumped him with 7 scoreless innings, leading the Missions to victory. San Antonio ultimately won the series.

## ROUGHRIDERS TIMELINE

### 2012

**April 16:** Frisco edged Arkansas 2-1, giving manager Steve Buechele his 155th win as manager of the RoughRiders and moving him past Tim Ireland for the most managerial victories in team history.

**May 26:** Pitcher Barret Loux defeated NW Arkansas to earn his 10th win in as many starts to begin the season. Loux didn't take a loss until his 14th start and finished the season 14-1 with a 3.47 ERA in 25 outings, winning the Texas League's Pitcher of the Year award.

**June 2:** Jurickson Profar extended his on-base streak to 50 games, where it ended. He finished the 50-game span with a .302 average & .370 OBP. It's the longest known streak in club history.

**June 3:** Power-hitting prospect Mike Olt recorded his third-straight two-homer game. Olt went on to lead the Texas League in home runs with 28 dingers despite playing just 95 games.

**September 7:** Nick Tepesch silenced a raucous Whataburger Field crowd with a dominating outing (7 IP, 1 H, 0 ER, 3 BB, 4 K) at Corpus Christi, as the Riders beat the Hooks 5-0 to sweep the South Division Championship Series 3-0. Frisco ultimately fell to Springfield in the Texas League Championship Series.

### 2013

**April 18:** Frisco punctuated an early five-game winning streak with a 4-2, 17-inning victory at Corpus Christi that lasted four hours and 43 minutes. The 17 innings are the most in team history.

**May 28:** Joe Benson, claimed off waivers from the Twins days earlier, homered for the third time in as many games since joining the Riders. Frisco won all three as part of a season-best seven-game winning streak.

**July 6:** Carlos Pimentel struck out eight Northwest Arkansas hitters to become Frisco's all-time leader in strikeouts, passing Thomas Diamond. Pimentel still sits atop the leaderboard with 326 punchouts.

**July 10:** Fewer than three months after setting the team record for innings played in a game, the Riders tangled with Corpus Christi in yet another marathon to set the franchise record for longest time of game (5:16). The Hooks won after 16 innings.

**August 1:** A bevy of player movement led to an overhaul of Frisco's roster with 15 players arriving and departing within just a few days. Among the arrivals were some of the best prospects in the Rangers farm system, including Rougned Odor, Luis Sardiñas, Luke Jackson and Nick Martinez.

**September 1:** Teodoro Martinez went 4-for-5 with two homers and a Riders single-game record eight RBIs in a 14-4 win at Midland.

### 2014

**April 19:** The Riders extended their winning streak to a franchise-record 10 games in a 6-0 win over Corpus Christi.

**April 21:** Luke Jackson worked 5 2/3 perfect innings to begin his start against San Antonio. He finished with 7 shutout frames, allowing three hits and no walks while striking out eight in a 6-0 win.

**May 8:** Both Riders middle infielders, Rougned Odor and Luis Sardiñas, were promoted straight to Arlington, two of 11 former Riders to make the majors at some point during the year.

**May 11:** Michael De Leon - at just 17 years and 117 days of age - made his Rangers organizational debut with Frisco, becoming the youngest player in Riders history. De Leon went 1-for-3 with a double



## ROUGHRIDERS TIMELINE

and ended up only playing just one game with Frisco before being transferred to Class-A Hickory.

**June 9:** Highly touted prospect Joey Gallo made his Double-A debut in memorable fashion, clubbing a walk-off homer in the 10th inning to beat Midland. It was the first of 21 homers Gallo hit in Frisco that season. Combined with his time at Advanced-A Myrtle Beach, the lefty slugger hit 42 homers in 126 games in 2014, finishing one behind Kris Bryant for most blasts in the Minor Leagues.

**August 20:** The sale of the franchise to an ownership group led by Chuck Greenberg became final.

**September 1:** Odubel Herrera went 1-for-4 in the regular-season finale, closing out the Texas League batting title (.321).

**September 9:** Riders legend Guilder Rodriguez made his Major League debut with the Rangers after 13 seasons in the minors.

### 2015

**February 26:** The Riders unveiled a completely new club identity, highlighted by an exuberant depiction of former U.S. President Teddy Roosevelt. The Riders also announced several enhancements for Dr Pepper Ballpark, including a massive new video board, all new field-level LED displays, a new team store and the addition of the Bull Moose Saloon.

**June 2:** Joey Gallo got promoted directly from Frisco to the Rangers at the age of 21. In just 102 games with Frisco, he logged 20 doubles, 30 home runs and 87 RBIs.

**July 31:** A pair of big deadline deals shook up the farm system, as the Rangers acquired Cole Hamels and Jake Diekman from Philadelphia, and Sam Dyson from Miami. Four active Riders (Jake Thompson, Nick Williams and Jorge Alfaro - Philadelphia; Cody Ege - Miami) were shipped out, along with former Riders Matt Harrison, Alec Asher and Jerad Eickhoff (Philadelphia), and Tomas Telis (Miami).

**September 6:** After singling in the seventh inning, Guilder Rodriguez retired on the field and left to a standing ovation in front of a crowd of 11,813. Rodriguez left as Frisco's all-time leader in games played (527), hits (465) and stolen bases (82).

**September 15:** Outfielder Lewis Brinson was named to *Baseball America's* Minor League All-Star team. Brinson played 28 games with the Riders in 2015 and hit .328 with six home runs and 23 RBIs before he was promoted to Round Rock to end the season.

### 2016

**February 25:** The Riders announced the addition of the Lazy River to the area just past the right field wall. The river runs 174 feet along the wall and has 68,000 square feet of water. The one-of-a-kind attraction drew national attention from outlets such as ESPN and MLB Network.

**May 1:** In his first rehab start since Tommy John Surgery and his first-ever Minor League appearance, Yu Darvish worked 2 hitless innings against Corpus Christi in front of a crowd of 11,842, the largest of the 2016 season.

**May 13:** Matt Bush earned his first call to the big leagues at the age of 30, going straight from Frisco to Arlington. Bush made 12 appearances and converted all five save chances with the Riders, his first professional action since 2011.

**May 19:** Ryan Cordell capped his 37-game on-base streak, which started in the first game of the season. Cordell was named Player of the Month in both the Texas League and Rangers farm system during his red-hot April, in which he hit .363 with five home runs and 22 RBIs.



## ROUGHRIDERS TIMELINE

**June 10:** The RoughRiders notched the 1,000th win in club history in a 3-2 victory at San Antonio.

**June 28:** Ryan Cordell went 3-for-5 with a home run and four RBIs at the Texas League All-Star Game in Springfield, earning game MVP honors.

**July 8:** A night after five police officers were shot and killed in downtown Dallas, the Riders donned Dallas Police caps and held an in-game tribute for the fallen officers and their families. The hats were worn again the next night, along with DART PD hats during batting practice. Throughout the weekend, the Riders and their fans raised more than \$30,000 for the Assist the Officer Foundation.

**August 1:** For the second time in as many years, the Riders roster was heavily shaken up at the trade deadline, as highly rated prospects Lewis Brinson and Luis Oritz were traded to Milwaukee in a deal for Jonathan Lucroy and Jeremy Jeffress (Ryan Cordell was added as the player to be named later on September 5).

**September 7:** Two days after making his Major League debut, Yohander Mendez was named a *Baseball America* second-team Minor League All-Star. The 21-year-old vaulted all the way from Advanced-A High Desert to Arlington during the 2016 season, including 10 starts in Frisco. His outstanding season was recognized by the Rangers, who named him their Nolan Ryan Minor League Pitcher of the Year.

### 2017

**June 27:** Frisco played host to its third Texas League All-Star Game, with eight Riders players selected to represent the home squad in front of 10,317 fans.

**August 8:** RHP Ricky Rodriguez vaulted straight to the Rangers, the first of three Riders pitchers to make the jump straight to the big leagues in 2017.

**August 22:** With a nine-run first inning at his back, Tyler Davis twirled a complete-game, three-hit shutout at San Antonio, Frisco's first nine-inning CG in more than six years.

**September 20:** C Jose Trevino won a Rawlings Minor League Gold Glove for the second-consecutive year. In 99 games behind the plate, Trevino made just three errors, threw out 41% of would-be base stealers and yielded only three passed balls.

### 2018

**May 3:** The franchise hosted its eight millionth fan.

**July 20:** On "Dude Perfect Night", the RoughRiders welcomed a franchise record 12,067 fans to Dr Pepper Ballpark.

**August 3:** Days after being acquired in a trade from the Pirates, Roysie City native Taylor Hearn made his Rangers organization debut with a dazzling performance at Dr Pepper Ballpark (5 1/3 IP, 3 H, 1 ER, 0 BB, 8 K) in a win over Corpus Christi.

### 2019

**May 1:** Preston Beck, who is second in games played in franchise history, goes 3-for-4 to help propel the Riders to a 4-1 victory over Arkansas. The win moved Frisco to a 17-9 record to begin the season, its best start through its first 28 games since 2016.

**June 2:** A crowd of 12,023 was on hand to watch a doubleheader against the Corpus Christi Hooks at



## ROUGHRIDERS TIMELINE

Dr Pepper Ballpark. It was the second-largest crowd in franchise history, only second to 2018's Dude Perfect Night, when 12,067 filled the ballpark.

**July 19:** Frisco pitchers Brock Burke (5.0 IP), James Jones (2.0), Jacob Lemoine (1.0) and Emmanuel Clase (1.0) combine for a one-hit shutout of the Arkansas Travelers in a 3-0 win. The Riders took a no-hitter into the bottom of the ninth before Jordan Cowan of Arkansas singled into left field to break it up. The only other base runner for the Travelers was when Cowan was hit by a pitch from Jones in the sixth inning.

**August 24:** A huge crowd of 11,852 flooded Dr Pepper Ballpark for State Fair Night, featuring the return of the "Frisco Corny Dogs" uniforms. It was the seventh-largest crowd in franchise history.

**August 23-25:** The RoughRiders set a franchise record for the largest weekend attendance by welcoming 32,184 fans over three games. On Friday, 9,345 fans made their way into the park while Saturday saw the seventh-largest crowd in RoughRiders history at 11,852. The weekend was capped when 10,987 people filled the stands for the finale against Northwest Arkansas.

### 2020

**March 12:** Major League Baseball announces that Spring Training games are cancelled as of 4 p.m. EST due to the COVID-19 Pandemic and pushes back the start of the major league season by two weeks.

**June 30:** Minor League Baseball announces the cancelation of the 2020 season. It is the first time in the organization's 120-year history without a full season.

### 2021

**June 15:** Rangers top prospect Josh Jung makes his Double-A debut at Corpus Christi, going 1-for-4 with a single in his first game. Jung went on to hit .308/.366/.544 over 43 games with the Riders before his promotion to Triple-A Round Rock on August 19th.

**June 29:** RoughRiders win a franchise record 11th-straight game. During the streak, Frisco completed seven come-from-behind wins, three walk-off victories and took five one-run contests.



*Josh Jung was the Rangers No.1 prospect when he joined the RoughRiders. Jung made his MLB debut in 2022.*

**September 19:** Needing a win to get into the playoffs for the first time since 2014, the RoughRiders fell to Amarillo 14-11 in 10 innings on a Stone Garrett walk-off, three-run home run. The back-and-forth game featured four ties and five lead changes.

**September 19:** Riders outfielder Josh Stowers crushes his 20th home run of the season in a season-ending 14-11 loss, making him the first 20-20 player in franchise history.

**July 3:** Riders win 5-0 over Midland, their 14th win over their last 15 games, to improve to 36-17. The record was the best record in franchise history through 53 games and tied for the best record in Minor League Baseball. Over the course of the rest of the season, the Riders finished 28-38, falling short of the postseason.

**August 7:** Prospect Sam Huff hits a 502-foot home run to left field in a 9-4 loss to Amarillo. The home run, believed to be the longest in franchise history, hit the base of the apartments across the street.

## ROUGHRIDERS TIMELINE

### 2022

**April 9:** Rangers No. 1 prospect and former No. 2 overall pick in the 2021 draft Jack Leiter made his first professional start for the RoughRiders in front of 9,322 fans at Riders Field. Leiter struck out seven in 3.0 innings, allowing a run on a hit while walking two in an 8-7 win over Arkansas.

**May 7:** Rangers top prospect Jack Leiter throws the first quality start of his professional career, going six innings of shutout baseball, allowing two hits while striking out five and not walking a batter in a 5-0 win over Arkansas.

**May 15:** The RoughRiders match a franchise record with eight home runs in an 18-4 hammering of the Drillers in Tulsa. Trey Hair tied a franchise mark with three home runs on the day while Ezequiel Duran added a pair of long balls in a 4-for-4 day with five RBIs and five runs scored.

**June 8:** In his final start in Double-A before his promotion to Triple-A Round Rock, Cole Ragans dominated the best offensive team in the minors, the Amarillo Sod Poodles, in Amarillo. The lefty tossed 6.1 shutout innings, allowing just three hits while striking out nine in a 4-0 win. Ragans would end up finishing the season in Arlington, making nine starts for the Rangers.

He also won the Nolan Ryan Rangers Minor League Pitcher of the Year award for his season in the minors.



*Cole Ragans overcame two "Tommy John" surgeries to debut with the Rangers in 2022*

**June 11:** Trey Hair sets a Frisco franchise record by homering in his fifth-straight game at Amarillo. Blaine Crim would go on to tie Hair later in the season, also in Amarillo. Hair won Texas League Player of the Week for his efforts, hitting .318 (7-for-22)/.400/1.045/1.445 with a double, five home runs, 10 RBIs, two walks and six runs.

**July 5:** The RoughRiders finally allowed a run in a 10-1 win at San Antonio, ending a franchise record scoreless innings streak at 30 frames (7/2 vs. Corpus Christi – 7/5 at San Antonio). Over a three-game span, the Riders defeated their opponents 33-1, winning 12-0, 11-0 and 10-1. All of their offense was scored without hitting a single home run during those three contests.

**July 15:** Trailing 7-2 in the sixth and 10-4 in the eighth, Frisco came back to win 11-10 over the Midland RockHounds. After four ninth-inning runs tied the game for the Riders, Blaine Crim scored the winning run from second base in the 11th when Justin Foscue struck out on a ball in the dirt and the throw to first when down the first baseline.

**September 2:** Frisco scored a franchise record 21 runs in a 21-2 win at Amarillo, including a franchise record 11 runs in the fifth inning alone. Blaine Crim ripped five hits, the first Riders player since 2013 to reach that mark, and Justin Foscue added two homers. Seven RoughRiders players (Jonathan Ornelas, Aaron Zavala, Foscue, Crim, Kellen Strahm, Josh Stowers and Scott Kapers) had multi-hit games while Frisco tied a franchise record with eight home runs.

**September 4:** Blaine Crim ties a Frisco franchise record by homering in his fifth-straight game at Amarillo. Crim tied Trey Hair, who also launched home runs in five-straight games in Amarillo earlier in 2022. Crim won Texas League Player of the Week for his efforts, hitting .500 (14-for-28)/.533/1.214/1.747 with two doubles, six home runs, 15 RBIs, 10 runs scored and two walks.

**September 16:** Frisco wins 11-6 at Northwest Arkansas to clinch the Second Half South Division Title

## ROUGHRIDERS TIMELINE

and clinch a playoff berth for the first time since 2014.

**September 20:** The Riders play their first home playoff game since 2014, winning 7-3 in come-from-behind fashion over the San Antonio Missions. Trailing 3-0, the Riders scored three runs in the fifth and four in the eighth.

**September 22:** Frisco takes down the Missions 5-2 in San Antonio to win the Texas League South Division Championship in a two-game sweep. Cody Bradford dominated in his start, firing six shutout innings with nine strikeouts.

**September 25:** After a 49-minute rain delay before the game, the RoughRiders thrashed the Wichita Wind Surge 11-3 in game one of the Texas League Championship Series. Catcher Scott Kapers blasted two home runs, including a grand slam, and Jonathan Ornelas ripped four hits in the win. On the hill, Forney, Texas native Mason Englert (who grew up coming to RoughRiders games) started and threw 5.1 innings, ceding one run on three hits to earn the victory.

**September 27:** Frisco wins its first Texas League Championship since 2004, dropping the Wichita Wind Surge in an instant-classic game, winning 7-5 in 10 innings. After Wichita starter Brent Headrick struck out 11 batters over seven shutout innings, the Riders trailed 2-0 into the eighth inning. Frisco tied the game with two runs in the eighth before Wichita took the lead back with a run in the bottom of the inning. Down to their final strike in the ninth, Thomas Saggese singled in the game-tying run and the Riders opened the flood gates with four runs in the top of the 10th to take a big lead. Two runs in the bottom of the 10th was not enough for Wichita as they fell in the Championship Series for the second year in a row.



*The 2022 RoughRiders celebrate their Texas League title  
in Wichita*

## SINGLE-GAME TEAM RECORDS

### BATTING

<b>Runs</b> .....	<b>21</b> .....	<b>9/2/22 at AMA</b>
Hits .....	24 (3x) .....	7/22/11 vs. CC 6/18/09 vs. CC 4/19/08 at CC
Doubles .....	8 .....	4/19/08 at CC
Triples .....	3 (6x) .....	Last: 8/6/15 vs. SA
<b>Home runs</b> .....	<b>8 (3x)</b> .....	<b>9/2/22 at AMA</b> <b>5/15/22 at TUL</b> 7/22/11 vs. CC
Walks .....	12 .....	7/4/09 at SPR
<b>Strikeouts (9 innings)</b> .....	<b>17 (7x)</b> .....	Last: <b>4/14/22 at SA</b>
<b>Strikeouts (extra innings) ...</b>	<b>19 (3x)</b> .....	<b>6/18/21 at CC (10 inn.)</b> 8/18/15 at TUL (14 inn.) 8/8/13 at SPR (13 inn.)
Stolen bases .....	7 (3x) .....	7/20 vs. SA (10 inn.) 5/18/13 vs. SA 7/8/12 vs. ARK (10 inn.)

### PITCHING AND FIELDING

Runs .....	23 .....	5/9/15 at MID
Hits .....	25 .....	5/9/15 at MID
<b>Home runs</b> .....	<b>7 (2x)</b> .....	<b>7/31/22 at SPR</b> 6/5/21 vs. AMA
Walks .....	13 (2x) .....	7/18/11 at SA (12 inn.) 8/20/08 at SA
Strikeouts (9 innings) .....	17 (2x) .....	8/9/14 vs. TUL 5/15/06 at SA
Strikeouts (extra innings) .....	19 .....	4/18/13 at CC (17 inn.)
Wild pitches .....	5 .....	6/2/19 vs. CC
<b>Stolen bases</b> .....	<b>7</b> .....	<b>9/10/22 vs. TUL</b>
Errors .....	7 .....	6/18/21 at CC (10 inn.)
Double plays .....	4 (19x) .....	Last: 8/11/19 vs. AMA

#### LONGEST GAMES (INNINGS)

1. 17 ..... 4/18/13 at CC ..... W, 4-2
2. 16 ..... 5/14/17 at SA ..... L, 4-3  
16 ..... 7/10/13 at CC ..... L, 8-7  
16 ..... 6/11/06 vs. MID ..... W, 12-11
5. 15 ..... 5/17/16 at MID ..... W, 11-8  
15 ..... 6/21/15 vs. MID ..... W, 5-4  
15 ..... 6/9/11 vs. SA ..... L, 5-2  
15 ..... 4/18/11 at ARK ..... L, 4-3
9. 14 ..... 7/23/16 at CC ..... L, 8-7  
14 ..... 6/12/12 vs. MID ..... W, 5-4  
14 ..... 8/26/10 vs. SA ..... L, 7-6  
14 ..... 5/13/05 vs. SA ..... W, 11-10

#### LONGEST GAMES (TIME)

1. 5:16 ..... 7/10/13 at CC ..... L, 8-7 (16)
2. 5:07 ..... 6/21/15 vs. MID ..... W, 5-4 (15)
3. 5:05 ..... 6/11/06 vs. MID ..... W, 12-11 (16)
4. 5:02 ..... 5/17/16 at MID ..... W, 11-8 (15)
5. 4:56 ..... 7/23/16 at CC ..... L, 8-7 (14)
6. 4:47 ..... 7/15/17 vs. SA ..... L, 9-7 (13)  
4:47 ..... 6/12/12 vs. MID ..... W, 5-4 (14)
8. 4:43 ..... 4/18/13 at CC ..... W, 4-2 (17)
9. 4:41 ..... 8/6/06 vs. MID ..... W, 7-6 (13)
10. 4:37 ..... 7/9/12 vs. SA ..... L, 12-10 (11)





## SINGLE-GAME INDIVIDUAL RECORDS

### BATTING

At-bats.....	8 (6x)	Last: Scott Heineman.....	5/14/17 at SA (16 inn.)
Hits.....	6.....	Rashad Eldridge.....	8/7/04 vs. ARK
Doubles.....	3 (10x).....	Last: Preston Beck.....	6/5/19 at AMA
Triples.....	2 (10x).....	Last: Eliezer Alvarez.....	7/13/18 vs. SA (7 inn.)
<b>Home runs.....</b>	<b>3 (4x)</b> .....	<b>Trey Hair.....</b>	<b>5/15/22 at TUL</b>
		Chris McGuinness.....	6/22/12 vs. CC
		Tommy Mendonca.....	7/22/11 vs. CC
		Nate Gold.....	7/13/06 vs. TUL
RBI's.....	8.....	Teodoro Martinez.....	9/1/13 at MID
<b>Runs.....</b>	<b>5 (2x)</b> .....	<b>Ezequiel Duran.....</b>	<b>5/15/22 at TUL</b>
		Eliezer Alvarez.....	7/2/18 vs. TUL
Total bases.....	13 (2x).....	Tommy Mendonca.....	7/22/11 vs. CC
		Nate Gold.....	7/13/06 vs. SA
Walks.....	4 (6x).....	Last: Charles Leblanc.....	8/6/19 vs. CC
Strikeouts.....	5 (6x).....	Last: Anderson Tejada.....	8/11/21 at NWA
Stolen bases.....	4.....	Ryan Strausborger.....	5/18/13 vs. SA

### PITCHING AND FIELDING

Nine-inning starts.....	20x.....	Last: Richelson Pena.....	5/31/18 vs. NWA
Hits.....	14.....	Collin Wiles.....	8/29/17 vs. CC
Runs.....	11.....	Nick Masset.....	8/20/05 at ARK
<b>Earned runs.....</b>	<b>10 (7x)</b> .....	<b>Last: Cody Bradford.....</b>	<b>4/22/22 vs. NWA</b>
Strikeouts.....	14.....	Robbie Erlin.....	6/26/11 at CC
Walks.....	8 (2x).....	Zack Parker.....	8/20/08 at SA
		Justin Echols.....	8/20/03 at MID
Pickoffs.....	2 (2x).....	Richelson Pena.....	5/18/18 vs. CC
		Kasey Kiker.....	7/28/09 vs. MID
Home runs.....	5 (2x).....	Scott Shoemaker.....	7/16/07 vs. SA
		Andrew Walker.....	7/11/06 vs. TUL
Hit batters.....	3 (6x).....	Last: Pedro Payano.....	5/3/18 vs. SA
Wild pitches.....	4 (5x).....	Last: Jonathan Hernandez.....	6/17/18 at MID
Errors (all fielders).....	4.....	Anderson Tejada.....	6/18/21 at CC



*Richelson Pena (above) pitched the RoughRiders' 20th and most recent complete game on 5/31/18 against Northwest Arkansas*

## SINGLE-SEASON TEAM BATTING RECORDS

### AVERAGE

1.	.277	2008
2.	.276	2004
3.	.270	2005
4.	.267	2006
5.	.267	2011
6.	.266	2014
7.	<b>.265</b>	<b>2022</b>
8.	.264	2009
9.	.264	2007
10.	.262	2012

### TRIPLES

1.	59	2012
2.	45	2004
3.	41	2010
4.	38	2003
5.	36	2008
6.	34	2015
7.	33	2016
	33	2013
9.	31	2005
10.	30	2011
	30	2009

### STOLEN BASES

1.	185	2008
2.	<b>145</b>	<b>2022</b>
3.	144	2012
4.	127	2013
5.	126	2005
6.	123	2003
7.	120	2004
8.	116	2021
9.	109	2009
10.	102	2018
	102	2011

### RUNS

1.	<b>783</b>	<b>2022</b>
2.	758	2008
3.	736	2004
4.	705	2007
5.	693	2011
6.	680	2009
7.	671	2005
8.	661	2012
9.	642	2014
10.	632	2004

### HOME RUNS

1.	176	2007
2.	<b>168</b>	<b>2022</b>
3.	136	2021
4.	131	2006
5.	129	2012
	129	2008
7.	128	2011
8.	117	2004
9.	115	2015
	115	2013

### OBP (since 2005)

1.	.352	2004
2.	<b>.350</b>	<b>2022</b>
3.	.339	2006
4.	.338	2009
5.	.338	2008
6.	.335	2007
7.	.332	2014
8.	.331	2012
9.	.330	2005
10.	.327	2003

### HITS

1.	1,331	2004
2.	1,319	2008
3.	1,318	2005
4.	1,291	2011
5.	1,272	2006
6.	1,265	2009
7.	1,249	2012
8.	1,239	2014
9.	<b>1,234</b>	<b>2022</b>
10.	1,225	2010

### WALKS

1.	<b>547</b>	<b>2022</b>
2.	505	2004
3.	491	2005
4.	480	2008
5.	475	2003
6.	460	2006
7.	454	2007
8.	444	2015
9.	443	2019
10.	440	2012
	440	2010

### SLUGGING PERCENTAGE

1.	.444	2007
2.	<b>.439</b>	<b>2022</b>
3.	.430	2008
4.	.418	2004
5.	.415	2006
6.	.409	2011
7.	.407	2012
	.407	2021
9.	.402	2014
10.	.393	2009

### DOUBLES

1.	274	2008
2.	<b>259</b>	<b>2022</b>
3.	258	2006
4.	245	2007
5.	243	2004
6.	239	2011
7.	234	2014
8.	228	2005
9.	227	2009
10.	217	2017

### STRIKEOUTS

1.	1,196	2015
2.	1,143	2021
3.	<b>1,117</b>	<b>2022</b>
4.	1,101	2019
5.	1,072	2008
6.	1,069	2014
7.	1,050	2004
8.	1,033	2018
9.	1,021	2011
10.	1,015	2006



## SINGLE-SEASON TEAM PITCHING RECORDS

### ERA

1.	3.39	2014
2.	3.58	2013
3.	3.74	2004
4.	3.86	2012
5.	3.98	2021
6.	4.09	2016
7.	4.11	2010
8.	4.13	2011
9.	4.15	2007
10.	4.16	2003

### HITS (fewest)

1.	877	*2021
2.	1,048	2014
3.	1,115	2013
	1,115	2019
<b>5.</b>	<b>1,130</b>	<b>2022</b>
6.	1,145	2016
7.	1,151	2007
8.	1,177	2012
9.	1,186	2004
10.	1,229	2010

### HIT BATTERS

<b>1.</b>	<b>89</b>	<b>2022</b>
2.	84	2017
3.	81	2007
4.	75	2016
5.	70	*2021
6.	71	2019
7.	68	2006
8.	67	2018
9.	66	2009
10.	65	2004

### SAVES

1.	43	2003
2.	41	2007
3.	40	2008
4.	39	2013
	39	2004
6.	38	2014
	38	2011
	38	2010
<b>9.</b>	<b>37</b>	<b>2022</b>
	37	2012

### HOME RUNS

<b>1.</b>	<b>160</b>	<b>2022</b>
2.	146	2017
3.	142	2005
4.	141	2018
5.	126	2007
	126	*2021
7.	121	2006
8.	119	2004
	119	2019
10.	118	2012

### WILD PITCHES

1.	121	2019
2.	120	2018
3.	113	2016
4.	102	2015
5.	92	2011
6.	88	2013
7.	86	2009
<b>8.</b>	<b>83</b>	<b>2022</b>
9.	81	2012
10.	80	2014

### INNINGS

1.	1,267.0	2011
2.	1,254.2	2012
3.	1,253.0	2013
4.	1,251.1	2010
5.	1,250.0	2005
6.	1,243.2	2017
7.	1,242.2	2004
8.	1,241.1	2008
9.	1,240.1	2009
10.	1,238.0	2006

### WALKS (fewest)

1.	396	2017
2.	423	*2021
3.	436	2012
4.	443	2018
5.	445	2010
6.	455	2003
7.	462	2004
8.	463	2005
9.	465	2012
10.	467	2011

### WHIP

1.	1.24	2014
2.	1.25	*2021
3.	1.26	2013
4.	1.29	2012
5.	1.30	2019
6.	1.33	2004
7.	1.33	2017
8.	1.34	2010
9.	1.35	2007
10.	1.35	2011

### RUNS (fewest)

<b>1.</b>	<b>515</b>	<b>*2021</b>
1.	538	2014
2.	578	2013
3.	591	2012
4.	608	2004
5.	613	2016
6.	614	2007
7.	619	2010
8.	623	2019
9.	647	2011
10.	660	2003

### STRIKEOUTS

<b>1.</b>	<b>1,272</b>	<b>2022</b>
2.	1,214	2019
3.	1,183	2021*
4.	1,136	2014
5.	1,123	2016
	1,123	2012
7.	1,111	2013
8.	1,108	2018
9.	1,099	2017
	1,099	2006

### OPPONENT AVG.

1.	.228	*2021
2.	.231	2014
3.	.240	2013
4.	.243	2019
5.	.247	2004
	<b>.247</b>	<b>2022</b>
7.	.249	2012
8.	.250	2016
9.	.250	2007
10.	.257	2010

\*RoughRiders only played 119 games in 2021 due to COVID-19 Pandemic



## NOTABLE STREAKS

### LONGEST WINNING STREAKS

1.	11	2021	6/17-6/29
2.	10	2014	4/8-4/19
3.	9	2006	7/28-8/6
4.	8	2012	8/15-8/22
	8	2010	5/3-5/10
	8	2008	6/18-6/27

### LONGEST LOSING STREAKS

1.	13	2005	7/3-7/16
2.	12	2015	5/6-5/18
3.	11	2018	4/12-4/23
	11	2015	7/24-8/3
4.	8	2016	8/23-8/31
	8	2016	5/24-6/1
	8	2010	7/26-8/2

## SCORELESS INNING STREAKS

### BY RIDERS PITCHERS

	INN.	YEAR	START (inn.)	END (inn.)
1.	30	2022	7/2 (5th)	7/5 (8th)
2.	24	2019	4/20 (5th)	4/23 (9th)
3.	23	2013	4/11 (7th)	4/14 (2nd)
	23	2010	5/5 (7th)	5/8 (2nd)
	23	2007	7/27 (6th)	7/31 (1st)
6.	22	2017	8/24 (1st)	8/27 (6th)
7.	21	2012	7/3 (2nd)	7/5 (3rd)
8.	20	2015	8/27 (4th)	8/29 (5th)
	20	2012	4/30 (3rd)	5/2 (4th)
	20	2010	6/24 (6th)	6/26 (7th)
	20	2007	8/24 (8th)	8/26 (9th)
	19	2014	4/14 (2nd)	4/17 (4th)

### AGAINST RIDERS HITTERS

	INN.	YEAR	START (inn.)	END (inn.)
1.	38	2013	7/22 (2nd)	7/26 (3rd)
2.	25	2016	8/4 (4th)	8/7 (2nd)
	25	2008	6/4 (5th)	6/7 (2nd)
4.	24	2009	6/11 (4th)	6/13 (9th)
5.	22	2021	8/12 (9th)	8/15 (5th)
	22	2007	7/6 (4th)	7/8 (7th)
6.	20	2017	5/12 (6th)	5/14 (7th)
	20	2010	6/16 (7th)	6/18 (8th)
	20	2009	8/2 (10th)	8/4 (9th)
7.	19	7x (last: 2018, 5/7-5/10)		

\*\*\* Streaks do not include partial scoreless innings at beginning or end. Streak start date indicates first scoreless inning in the streak and end date indicates final scoreless inning. \*\*\*

### LONGEST HITTING STREAKS

(Records kept starting in 2005)

1.	29	Jurickson Profar	2012	4/19-5/19
2.	21	Julio Borbon	2008	6/22-7/15
3.	17	Ryan Cordell	2016	4/12-5/1
4.	16	Ronald Guzman	2016	6/25-7/17
	16	Joey Butler	2010	4/28-5/15
	16	Chad Tracy	2009	8/3-8/20
	16	Manny Piña	2009	4/9-5/5
	16	Anthony Webster	2006	5/20-6/7
9.	15	Jake Smolinski	2014	4/22-5/6
	15	Luis Sardiñas	2014	4/7-5/3
	15	Steven Murphy	2007	6/6-6/19
	15	Drew Meyer	2005	6/30-7/15

### LONGEST ON-BASE STREAKS

(Records kept starting in 2005)

1.	50	Jurickson Profar	2012	4/7-6/2
2.	37	<b>Kellen Strahm</b>	<b>2022</b>	<b>6/4-8/6</b>
	37	Ryan Cordell	2016	4/7-5/19
4.	30	Dustin Majewski	2009	6/28-8/3
	30	Craig Gentry	2009	5/18-6/19
	30	Justin Smoak	2009	4/13-5/14
7.	28	Ruddy Yan	2006	7/21-8/22
8.	27	Ryan Rua	2014	4/5-5/4
	27	Leonys Martin	2011	5/14-7/8
10.	25	Scott Heineman	2017	6/6-7/10
	25	Scott Heineman	2017	4/6-5/5
	25	Max Ramirez	2008	4/11-5/10



## SINGLE-SEASON INDIVIDUAL BATTING RECORDS

### AVERAGE (min. 378 PA)

1.	.321	Odubel Herrera	2014
2.	.315	Joaquin Arias	2005
3.	.303	Craig Gentry	2009
4.	.300	Ruddy Yan	2005
5.	.300	German Duran	2007
	.300	Ben Harrison	2008
<b>7.</b>	<b>.299</b>	<b>Jonathan Ornelas</b>	<b>2022</b>
	.299	Nick Williams	2015
<b>9.</b>	<b>.295</b>	<b>Blaine Crim</b>	<b>2022</b>
	.295	Elvis Andrus	2008

### HITS

<b>1.</b>	<b>157</b>	<b>Jonathan Ornelas</b>	<b>2022</b>
	157	Joaquin Arias	2005
3.	155	Craig Gentry	2009
4.	153	Renny Osuna	2011
5.	149	Chad Tracy	2009
6.	148	Isiah Kiner-Falefa	2017
7.	147	Engel Beltre	2012
8.	146	Brett Nicholas	2013
9.	145	Ruddy Yan	2005
10.	144	German Duran	2007

### DOUBLES

1.	38	Kevin Mahar	2006
2.	36	Trever Adams	2014
	36	Chih-Hsien Chiang	2013
4.	35	Steve Murphy	2008
5.	33	Steve Murphy	2007
6.	32	Chad Tracy	2009
	32	Dustin Majewski	2008
	32	German Duran	2007
<b>9.</b>	<b>31</b>	<b>Justin Foscue</b>	<b>2022</b>
	31	Isiah Kiner-Falefa	2017

### TRIPLES

1.	17	Engel Beltre	2012
2.	11	Ryan Strausborger	2012
	11	Leury Garcia	2012
4.	9	Bubba Thompson	2021
	9	Steve Murphy	2008
6.	8	Joaquin Arias	2005
7.	7	Odubel Herrera	2013
	7	Craig Gentry	2009
	7	Rick Asadoorian	2004
	7	Jason Bourgeois	2004

### HOME RUNS

1.	34	Nate Gold	2006
2.	30	Michael Bianucci	2011
3.	28	Mike Olt	2012
4.	26	Chad Tracy	2009
5.	25	Tommy Mendonca	2011
<b>6.</b>	<b>24</b>	<b>Blaine Crim</b>	<b>2022</b>
	24	Jason Botts	2004
8.	23	Chris McGuinness	2012
9.	22	German Duran	2007
10.	21	4x (Last: Drew Robinson)	2015

### RBIs

1.	107	Chad Tracy	2009
2.	103	Nate Gold	2006
3.	92	Jason Botts	2004
<b>4.</b>	<b>91</b>	<b>Blaine Crim</b>	<b>2022</b>
	91	Brett Nicholas	2013
6.	89	Michael Bianucci	2011
7.	87	Tommy Mendonca	2011
	87	Steve Murphy	2008
9.	84	German Duran	2007
10.	82	Andretty Cordero	2019
	82	Mike Olt	2012
	82	Kevin Mahar	2006

### STOLEN BASES

1.	54	Elvis Andrus	2008
2.	49	Craig Gentry	2009
3.	41	Ruddy Yan	2005
4.	36	Engel Beltre	2012
5.	31	Michael O'Neill	2018
	31	Leury Garcia	2012
7.	30	Anthony Webster	2007
	30	Jason Bourgeois	2004
9.	28	Ryan Strausborger	2013
10.	26	2x (last: Eliezer Alvarez)	2018

### WALKS

1.	83	Drew Robinson	2015
2.	82	Dustin Majewski	2008
3.	80	Johnny Whittleman	2009
4.	77	Jason Botts	2004
5.	72	Casey Benjamin	2007
6.	70	Brandon Boggs	2007
7.	69	Chris McGuinness	2012
8.	66	Jurickson Profar	2012
<b>9.</b>	<b>65</b>	<b>Kellen Strahm</b>	<b>2022</b>
10.	61	Mike Olt	2012

### RUNS

1.	100	Craig Gentry	2009
2.	85	Jason Botts	2004
<b>3.</b>	<b>84</b>	<b>Jonathan Ornelas</b>	<b>2022</b>
	84	Steve Murphy	2008
5.	82	Scott Heineman	2017
	82	Elvis Andrus	2008
	82	Kevin Mahar	2006
<b>8.</b>	<b>81</b>	<b>Blaine Crim</b>	<b>2022</b>
	81	German Duran	2007
10.	80	Engel Beltre	2012
	80	Michael Bianucci	2011



## SINGLE-SEASON INDIVIDUAL PITCHING RECORDS

### INNINGS

1.	164.1	Richard Bleier	2010
2.	157.1	Nick Masset	2005
3.	157.0	Ariel Jurado	2017
4.	154.1	Jerad Eickhoff	2014
5.	154.0	Alec Asher	2014
6.	150.0	Collin Wiles	2017
7.	149.2	Michael Schlact	2008
8.	148.2	Luis Mendoza	2007
9.	144.0	A.J. Murray	2003
10.	142.1	Carlos Pimentel	2011

### WINS

1.	15	Luis Mendoza	2007
2.	14	Barrett Loux	2012
3.	12	Thomas Diamond	2006
4.	11	Alec Asher	2014
	11	Ben Snyder	2011
	11	Omar Poveda	2011
	11	Doug Mathis	2007
<b>8.</b>	<b>10</b>	<b>7x (Last: Cody Bradford)</b>	<b>2022</b>

### ERA (min. 112 IP)

1.	3.12	Kameron Loe	2004
2.	3.29	Edwin Moreno	2003
3.	3.63	A.J. Murray	2003
4.	3.71	Mike Ballard	2009
5.	3.76	Doug Mathis	2007
6.	3.79	Yohander Mendez	2017
7.	3.80	Alec Asher	2014
8.	3.86	Kasey Kiker	2009
9.	3.86	Mario Ramos	2003
10.	3.87	Ben Snyder	2011

### SAVES

1.	31	Spike Lundberg	2003
2.	26	Jesse Ingram	2007
3.	22	David Martinez	2015
4.	16	Reed Garrett	2018
5.	14	Scott Feldman	2005
6.	13	Justin Miller	2011
7.	12	Billy Sylvester	2004
8.	10	6x (Last: Reed Garrett)	2014

### HITS

1.	197	Nick Masset	2005
2.	191	Richard Bleier	2010
3.	188	Ariel Jurado	2017
4.	177	Collin Wiles	2017
5.	172	Michael Schlact	2008
6.	154	Chad Bell	2015
7.	145	Luis Mendoza	2007
8.	142	Richard Bleier	2011
9.	140	Doug Mathis	2007
10.	139	Alec Asher	2014

### WALKS

1.	80	Carlos Pimentel	2011
2.	78	Thomas Diamond	2006
3.	73	Jose Leclerc	2015
4.	67	Kelvin Jimenez	2004
5.	66	Kasey Kiker	2008
	66	Michael Schlact	2008
7.	64	Victor Payano	2015
8.	63	A.J. Murray	2003
9.	61	Nick Masset	2005
<b>10.</b>	<b>56</b>	<b>Jack Leiter</b>	<b>2022</b>

### STRIKEOUTS

1.	145	Thomas Diamond	2006
2.	144	Jerad Eickhoff	2014
3.	133	Connor Sadzeck	2016
4.	127	Neil Ramirez	2013
<b>5.</b>	<b>124</b>	<b>Cody Bradford</b>	<b>2022</b>
	124	Yohander Mendez	2017
7.	122	Alec Asher	2014
	122	Carlos Pimentel	2013
9.	120	Kasey Kiker	2009
10.	118	Chad Bell	2015

### WHIP (min. 112 IP)

1.	1.11	Alec Asher	2014
2.	1.14	Yohander Mendez	2017
3.	1.17	Jerad Eickhoff	2014
4.	1.19	Carlos Pimentel	2013
5.	1.23	Edwin Moreno	2003
<b>6.</b>	<b>1.24</b>	<b>Cody Bradford</b>	<b>2022</b>
7.	1.27	Barret Loux	2012
8.	1.27	Connor Sadzeck	2016
9.	1.29	Ben Snyder	2011
10.	1.29	Mike Ballard	2009

### HOME RUNS

1.	23	Yohander Mendez	2017
2.	22	Collin Wiles	2017
3.	21	Andrew Walker	2006
4.	19	Jake Brigham	2012
	19	Nick Masset	2005
<b>6.</b>	<b>18</b>	<b>Cody Bradford</b>	<b>2022</b>
	18	Connor Sadzeck	2016
	18	Alec Asher	2014
8.	17	Jerad Eickhoff	2014
9.	16	Carlos Pimentel	2013
10.	15	5x (last: Ronny Henriquez)	2021



## CAREER BATTING RECORDS

### GAMES PLAYED

1.	527	Guilder Rodriguez	2009-2015
2.	382	Preston Beck	2015-2016,2018-2019
3.	375	Michael De Leon	2014, 2017-2019
4.	332	Steve Murphy	2007-2009
5.	314	Renny Osuna	2009-2011
6.	313	Adam Fox	2005-2009
7.	303	Engel Beltre	2009-2012, 2014
8.	297	Juremi Profar	2017-2019
9.	276	Emerson Frostad	2007-2010
10.	257	Ryan Strausborger	2012-2014

### AVERAGE (min. 400 ABs)

1.	.308	Joaquin Arias	2005-2010
2.	.300	German Duran	2007
3.	<b>.299</b>	<b>Jonathan Ornelas</b>	<b>2022</b>
4.	.295	Scott Heineman	2017-2018
5.	<b>.293</b>	<b>Blaine Crim</b>	<b>2021-2022</b>
6.	.292	Drew Meyer	2003-2005
7.	.292	Craig Gentry	2008-2009, 2013
8.	.289	Juan Senreiso	2004-2005
9.	.289	Anthony Webster	2006-2007
10.	.289	Nick Williams	2014-2015

### HITS

1.	465	Guilder Rodriguez	2009-2015
2.	352	Preston Beck	2015-2016,2018-2019
3.	347	Renny Osuna	2009-2011
4.	345	Michael De Leon	2014, 2017-2019
5.	319	Steve Murphy	2007-2009
6.	297	Engel Beltre	2009-2012, 2014
7.	291	Juremi Profar	2017-2019
8.	280	Adam Fox	2005-2009
9.	268	Isiah Kiner-Falefa	2016-2017, 2019
10.	253	Emerson Frostad	2007-2010

### DOUBLES

1.	83	Steve Murphy	2007-2009
2.	67	Preston Beck	2015-2016,2018-2019
3.	55	Michael De Leon	2014, 2017-2019
4.	53	Dustin Majewski	2008-2009
5.	52	Trever Adams	2014-2015
6.	51	Renny Osuna	2009-2011
7.	49	Juremi Profar	2017-2019
8.	48	Casey Benjamin	2006-2008
	48	Emerson Frostad	2007-2010
10.	44	Johnny Whittleman	2008-2010

### TRIPLES

1.	27	Engel Beltre	2009-2012, 2014
2.	18	Ryan Strausborger	2012-2014
3.	15	Preston Beck	2015-2016,2018-2019
4.	13	Steve Murphy	2007-2009
5.	12	Preston Beck	2015-2016, 2018
6.	11	Jason Bourgeois	2003-2004
	11	Adam Fox	2005-2009
	11	Leury Garcia	2012
	11	Odubel Herrera	2013-2014
10.	<b>10</b>	<b>4x (Last: J.P. Martinez)</b>	<b>2021-2022</b>

### HOME RUNS

1.	41	Steve Murphy	2009-2015
2.	37	Kevin Richardson	2005-2007, 2010
3.	36	Preston Beck	2015-2016,2018-2019
	36	Adam Fox	2005-2009
5.	34	Nate Gold	2005-2006
6.	<b>33</b>	<b>Blaine Crim</b>	<b>2021-2022</b>
	33	Drew Robinson	2014-2015, 2018
7.	<b>30</b>	<b>6x (last: Josh Stowers)</b>	<b>2021-2022</b>

### RBIs

1.	194	Steve Murphy	2007-2009
2.	171	Preston Beck	2015-2016,2018-2019
3.	148	Adam Fox	2005-2009
4.	144	Juremi Profar	2017-2019
5.	140	Guilder Rodriguez	2009-2015
6.	131	Emerson Frostad	2007-2010
	131	Renny Osuna	2009-2011
8.	125	Preston Beck	2015-2016, 2018
9.	124	Michael De Leon	2014, 2017-2019
10.	122	Chad Tracy	2008-2009

### RUNS

1.	236	Guilder Rodriguez	2009-2015
2.	194	Steve Murphy	2007-2009
3.	182	Preston Beck	2015-2016,2018-2019
4.	167	Renny Osuna	2009-2011
5.	160	Engel Beltre	2009-2012, 2014
6.	154	Adam Fox	2005-2009
7.	145	Craig Gentry	2008-2009, 2013
8.	141	Emerson Frostad	2007-2010
9.	135	Michael De Leon	2014, 2017-2019
10.	133	Casey Benjamin	2006-2008

### WALKS

1.	206	Guilder Rodriguez	2009-2015
2.	143	Preston Beck	2015-2016,2018-2019
3.	130	Johnny Whittleman	2008-2010
4.	128	Dustin Majewski	2008-2009
5.	121	Drew Robinson	2014-2015, 2018
6.	119	Emerson Frostad	2007-2010
7.	114	Casey Benjamin	2006-2008
8.	101	Jason Botts	2003-2004, 2006
9.	98	Preston Beck	2015-2016, 2018
10.	93	Adam Fox	2005-2009

### STOLEN BASES

1.	82	Guilder Rodriguez	2009-2015
2.	65	Craig Gentry	2008-2009, 2013
3.	61	Engel Beltre	2009-2012, 2014
4.	54	Elvis Andrus	2008, 2018
	54	Ryan Strausborger	2012-2014
6.	52	Ruddy Yan	2005-2006
7.	<b>45</b>	<b>J.P. Martinez</b>	<b>2021-2022</b>
8	<b>43</b>	<b>Josh Stowers</b>	<b>2021-2022</b>
	43	Michael O'Neill	2017-2018
10.	40	Renny Osuna	2009-2011



## CAREER PITCHING RECORDS

### APPEARANCES

1.	121	Steve Rowe	2004-2007
2.	116	Richard Bleier	2010-2013
3.	112	Brennan Garr	2007-2010
4.	111	Ryne Slack	2015-2018
5.	105	Reed Garrett	2016-2018
6.	90	Brandon Puffer	2007-2008
	90	Ryan Rodebaugh	2012-2014
8.	89	Erick Burke	2003-2004
9.	87	Tyler Tufts	2010-2013
10.	86	Carlos Pimentel	2010-2013

### STARTS

1.	56	Carlos Pimentel	2010-2013
2.	52	Thomas Diamond	2005-06, 2008-09
3.	49	Ariel Jurado	2016-2018
	49	Martin Perez	09-11, 2013, 2015, 2018
5.	44	Michael Schlact	2007-2010
6.	43	Richard Bleier	2010-2013
7.	42	Connor Sadzeck	2015-2017
8.	40	Yohander Mendez	2016-2019
9.	39	Neil Ramirez	2011-2013
10.	38	Pedro Payano	2017-2018

### RELIEF OUTINGS

1.	116	Steve Rowe	2004-2007
2.	112	Brennan Garr	2007-2010
3.	110	Ryne Slack	2015-2018
4.	90	Brandon Puffer	2007-2008
5.	89	Ryan Rodebaugh	2012-2014
	89	Erick Burke	2003-2004
7.	86	Reed Garrett	2016-2018
8.	83	Beau Jones	2008-2011
9.	77	Adalberto Flores	2010-2011
10.	73	Two players tied	

### INNINGS

1.	360.0	Richard Bleier	2010-2013
2.	351.1	Carlos Pimentel	2010-2013
3.	302.1	Ariel Jurado	2016-2018
4.	296.2	Thomas Diamond	2005-06, 2008-09
5.	254.0	Connor Sadzeck	2015-2017
6.	252.0	Jake Brigham	2011-2013
7.	249.2	Michael Schlact	2007-2010
8.	228.0	Martin Perez	09-11, 2013, 2015, 2018
9.	224.2	Yohander Mendez	2016-2019
10.	220.0	Mike Ballard	2008-2009

### ERA (min. 150 IP)

1.	3.28	Tyler Tufts	2010-2013
2.	3.34	Blake Beavan	2009-2010
3.	3.36	Richelson Pena	2016-2019
4.	3.39	A.J. Murray	2003, 2005, 2009
5.	3.41	Edwar Cabrera	2014-2015
6.	3.61	Ben Snyder	2010-2011
7.	3.73	Neil Ramirez	2011-2013
	3.73	Yohander Mendez	2016-2019
9.	3.84	Alec Asher	2014-2015
10.	3.85	Mike Ballard	2008-2009

### WINS

1.	23	Carlos Pimentel	2010-2013
2.	21	Thomas Diamond	2005-06, 2008-09
3.	19	Richard Bleier	2010-2013
4.	17	Luis Mendoza	2006-2008
5.	16	A.J. Murray	2003, 2005, 2009
6.	15	Mike Ballard	2008-2009
	15	Ariel Jurado	2016-2018
	15	Connor Sadzeck	2015-2017
9.	14	Four players tied	

### SAVES

1.	31	Spike Lundberg	2003
2.	30	Jesse Ingram	2006-2007
3.	26	Reed Garrett	2016-2018
4.	22	David Martinez	2015
5.	15	Justin Miller	2011, 2013
6.	14	Scott Feldman	2005, 2008, 2011
	14	Wilmer Font	2012-2014
	14	Francisco Mendoza	2013-2015
9.	12	Billy Sylvester	2004
12		Johan Yan	2011-2012

### STRIKEOUTS

1.	326	Carlos Pimentel	2010-2013
2.	310	Thomas Diamond	2005-06, 2008-09
3.	260	Connor Sadzeck	2015-2017
4.	247	Jake Brigham	2011-2013
5.	212	Martin Perez	09-11, 2013, 2015, 2018
6.	208	Yohander Mendez	2016-2019
7.	196	Neil Ramirez	2011-2013
8.	195	Richard Bleier	2010-2013
	195	Reed Garrett	2016-2018
10.	188	Ariel Jurado	2016-2018

### WHIP (min. 150 IP)

1.	1.16	Alec Asher	2014-2015
2.	1.17	Richelson Pena	2016-2019
3.	1.18	Neil Ramirez	2011-2013
	1.18	Yohander Mendez	2016-2019
5.	1.19	Blake Beavan	2009-2010
6.	1.22	Ben Snyder	2010-2011
7.	1.24	Jerad Eickhoff	2013-2015
8.	<b>1.25</b>	<b>Cody Bradford</b>	<b>2021-2022</b>
	1.26	Chad Bell	2012, 2015
10.	1.29	Tyler Tufts	2010-2013



## PERFECT GAMES AND NO-HITTERS

### PERFECT GAMES

July 28, 2005

A.J. Murray, Steve Karsay and Scott Feldman



Frisco 3 - Corpus Christi 0  
Whataburger Field

Murray: 6 IP, 0 H, 0 ER, 7 K  
Karsay: 2 IP, 0 H, 0 ER, 1 K  
Feldman: 1 IP, 0 H, 0 ER, 1 K

The trio combined for the first perfect game/no-hitter in franchise history, and just the third nine-inning perfect game in league history.

#### Nine-Inning Perfect Games, Texas League History

Ed Cole (Galveston Buccaneers)	July 10, 1935 vs. Tulsa
Dave Wilhelmi (Shreveport Captains)	May 4, 1983 vs. Arkansas
Murray/Karsay/Feldman (Frisco RoughRiders)	July 28, 2005 vs. Corpus Christi

April 19, 2011

Martin Perez



Frisco 1 - Arkansas 0 (6 inn.)  
Dickey-Stephens Park

Perez: 5 IP, 0 H, 0 ER, 0 BB, 3 K

Severe thunderstorms and rain in North Little Rock terminated the contest early, giving Perez the shortened perfect game.

The Riders scored the game's only run in the top of the first inning on an RBI single from Tommy Mendonca.

### NO-HITTERS

May 18, 2008

Matt Harrison



Frisco 2 - San Antonio 0 (7 inn.)  
Dr Pepper Ballpark

Harrison: 7 IP, 0 H, 0 ER, 6 BB, 5 K

In the first game of a doubleheader against the Missions, Harrison walked away with the second no-hitter in Riders history, despite issuing a career-high six walks.

August 19, 2008

Neftali Feliz and Trey Hodges



Frisco 7 - San Antonio 0 (6 inn.)  
Wolff Stadium

Feliz: 5 IP, 0 H, 0 ER, 2 BB, 3 K  
Hodges: 1/3 IP, 0 H, 0 ER, 0 BB, 1 K

Making just his eighth career Double-A start, 20-year-old Neftali Feliz worked 5 hitless innings before reaching his pitch count limit and yielding to Trey Hodges. Hodges struck out the only man he faced before rain washed out the remainder of the game.

July 29, 2011

Joe Wieland



Frisco 3 - San Antonio 0  
Wolff Stadium

Wieland: 9 IP, 0 H, 0 ER, 1 BB, 7 K

Wieland kept the Missions at bay all night, facing the minimum en route to history.

Two days after no-hitting San Antonio, Wieland joined the Missions following a trade that sent him to San Diego for Mike Adams.

# OPENING DAY LINEUPS

<p><b>April 3, 2003</b> L, 15-2 vs. Tulsa</p> <p><b>Ramon Nivar</b> SS <b>Layne Nix</b> CF Herbert Perry DH <b>Marshall McDougall</b> 3B Kurt Airoso RF Paul Ottavina LF Andy Beinbrink 2B Ryan Soules 1B Jason Deway C <b>Ryan Drese</b> P</p>	<p><b>April 8, 2004</b> L, 5-2 at Tulsa</p> <p><b>Drew Meyer</b> SS <b>Jason Bourgeois</b> 2B <b>Jason Botts</b> 1B Tydus Meadows DH <b>Edgar Gonzalez</b> 3B Patrick Boyd RF Jeff Smith C Rick Asadoorian LF Rashad Eldridge CF <b>Edwin Moreno</b> P</p>	<p><b>April 7, 2005</b> W, 4-3 at Midland</p> <p>Ruddy Yan CF <b>Joaquin Arias</b> SS Will Smith DH Jason Hart 1B Jeremy Cleveland LF Juan Senreiso RF Seth Taylor 3B <b>Mike Nickeas</b> C <b>Drew Meyer</b> 2B John Hudgins P</p>	<p><b>April 6, 2006</b> W, 4-2 vs. Midland</p> <p>Aarom Baldiris 2B Anthony Webster RF <b>Kevin Mahar</b> CF <b>Travis Metcalf</b> 3B Vince Sinisi 1B Jake Blalock LF <b>Kevin Richardson</b> C Nate Gold DH Craig Ringe SS <b>Thomas Diamond</b> P</p>	<p><b>April 5, 2007</b> W, 3-2 vs. Arkansas</p> <p>Todd Donovan CF Casey Benjamin SS <b>Kevin Mahar</b> RF <b>Kevin Richardson</b> C Kevin West DH Steve Murphy LF <b>Travis Metcalf</b> 3B Emerson Frostad 1B <b>German Duran</b> 2B <b>Jamey Wright</b> P</p>
<p><b>April 3, 2008</b> W, 6-3 at Springfield</p> <p><b>Craig Gentry</b> CF <b>Elvis Andrus</b> SS <b>John Mayberry</b> RF <b>Chris Davis</b> 1B <b>Taylor Teagarden</b> C <b>Max Ramirez</b> DH Steve Murphy LF Adam Fox 3B Corey Ragsdale 2B <b>Matt Harrison</b> P</p>	<p><b>April 9, 2009</b> L, 16-4 at Springfield</p> <p><b>Craig Gentry</b> CF Jose Vallejo 2B <b>Justin Smoak</b> 1B Chad Tracy DH Johnny Whittleman 3B Dustin Majewski LF Steve Murphy RF <b>Manny Piña</b> C Marcus Lemon SS Omar Poveda P</p>	<p><b>April 8, 2010</b> W, 2-1 vs. Springfield</p> <p>James Tomlin CF Marcus Lemon 2B <b>Joey Butler</b> RF Wes Bankston LF Johnny Whittleman 1B Kevin Richardson C Jonathan Greene 3B Matt Lawson DH <b>Gulider Rodriguez</b> SS <b>Blake Beavan</b> P</p>	<p><b>April 7, 2011</b> W, 6-2 vs. Springfield</p> <p>David Paisano LF <b>Engel Beltre</b> CF <b>Joey Butler</b> RF Michael Bianucci DH Tommy Mendonca 3B Davis Stoneburner 2B Jose Ruiz 1B Jose Felix C <b>Gulider Rodriguez</b> SS <b>Wilfredo Boscan</b> P</p>	<p><b>April 5, 2012</b> W, 1-0 at Springfield</p> <p><b>Jurickson Profar</b> SS <b>Leury Garcia</b> 2B <b>Mike Olt</b> 3B <b>Chris McGuiness</b> 1B Jared Prince RF <b>Engel Beltre</b> CF <b>Val Majewski</b> DH <b>Ryan Strausborger</b> LF Jose Felix C <b>Justin Grimm</b> P</p>
<p><b>April 5, 2013</b> L, 7-0 at Arkansas</p> <p><b>Odubel Herrera</b> 2B <b>Ryan Strausborger</b> CF <b>Jared Hoyer</b> RF <b>Brett Nicholas</b> 1B Alex Buchholz 3B Chih-Hsien Chiang LF Zach Zaneski C Alejandro Selen DH <b>Hanser Alberto</b> SS Cody Buckel P</p>	<p><b>April 4, 2014</b> L, 3-1 vs. NW Arkansas</p> <p><b>Luis Sardiñas</b> SS <b>Rougned Odor</b> 2B Jordan Brown 1B <b>Jake Smolinski</b> LF <b>Drew Robinson</b> RF Trevor Adams DH <b>Ryan Rua</b> 3B <b>Jake Skole</b> CF Patrick Cantwell C <b>Luke Jackson</b> P</p>	<p><b>April 9, 2015</b> W, 8-4 vs. Arkansas</p> <p>Chris Garia CF Tyler Pastornicky SS <b>Nomar Mazara</b> RF J.T. Wise DH <b>Jorge Alfaro</b> C Royce Bolinger 1B <b>Nick Williams</b> LF <b>Drew Robinson</b> 2B <b>Gulider Rodriguez</b> 3B <b>Alec Asher</b> P</p>	<p><b>April 7, 2016</b> W, 2-0 at NW Arkansas</p> <p><b>Isiah Kiner-Falefa</b> 3B <b>Ryan Cordell</b> RF <b>Lewis Brinson</b> CF Alex Burg DH <b>Ronald Guzman</b> 1B Zach Cone LF Alberto Triunfel 2B Kellin Deglan C <b>Luis Marte</b> SS Frank Lopez P</p>	<p><b>April 6, 2017</b> L, 9-3 vs. Springfield</p> <p><b>Scott Heineman</b> LF <b>Isiah Kiner-Falefa</b> SS <b>Andy Ibanez</b> 2B Eric Aguilera 1B <b>Jose Trevino</b> C <b>Luke Tendlar</b> DH Matt Lipka RF Juremi Profar 3B Jose Cardona CF <b>Connor Sadzeck</b> P</p>
<p><b>April 5, 2018</b> L, 5-2 vs. Tulsa</p> <p>Eliezer Alvarez CF <b>Scott Heineman</b> LF Preston Beck RF <b>Tommy Joseph</b> 1B Josh Morgan 2B <b>Jose Trevino</b> C Yanio Perez 3B Hunter Cole DH <b>Luis Marte</b> SS <b>Collin Wiles</b> P</p>	<p><b>April 4, 2019</b> L, 3-0 vs. Midland</p> <p><b>Christian Lopes</b> 2B Andretty Cordero DH Preston Beck RF Juremi Profar 1B <b>Charles Leblanc</b> 3B Josh Morgan C Eliezer Alvarez CF <b>Brendon Davis</b> LF Michael De Leon SS <b>Brock Burke</b> P</p>	<p><b>May 4, 2021</b> W, 5-2 vs. Midland</p> <p><b>Bubba Thompson</b> CF J.P. Martinez LF <b>Steele Walker</b> RF Davis Wendzel SS Sherten Apostel 1B Diosbel Arias DH <b>Ryan Dorow</b> 3B Matt Whately C Jax Biggers 2B Tim Brennan P</p>	<p><b>April 8, 2022</b> W, 5-4 vs. Arkansas</p> <p>J.P. Martinez CF Josh Stowers RF Dustin Harris LF <b>Ezequiel Duran</b> SS Blaine Crim 1B Diosbel Arias 3B Kellen Strahm DH Jonathan Ornelas 2B Matt Whately C Cody Bradford P</p>	

Bold indicates players who went on to make MLB debut after appearing in listed Opening Day game





# MIDSEASON ALL-STARS / FUTURES GAME

## MIDSEASON ALL-STARS

### 2003 (Wichita, KS)

C Jason Dewey  
2B Ramon Nivar \*  
SS Marshall McDougall \*  
OF Laynce Nix \*  
P Spike Lundberg  
P Tony Mounce  
P Mario Ramos

### 2008 (Springfield, MO)

C Max Ramirez \*  
1B Chris Davis \*  
IF Elvis Andrus  
OF Ben Harrison  
OF Steve Murphy ++  
P Brian Gordon  
P Matt Harrison  
P Trey Hodges

### 2013 (Springdale, AR)

C Tomas Telis  
2B Odubel Herrera \*  
IF Guildler Rodriguez  
OF Teodoro Martinez \*  
DH Brett Nicholas \*  
P Carlos Pimentel  
P Neil Ramirez \*  
P Ben Rowen

### 2018 (Midland, TX)

OF Hunter Cole  
OF Michael O'Neill  
P Wes Benjamin  
P Reed Garrett  
P Ariel Jurado  
P Richelson Pena

### 2004 (Midland, TX)

C Jeff Smith  
2B Edgar Gonzalez  
OF Will Smith \*  
P Steve Rowe  
P Billy Sylvester  
P Erik Thompson

### 2009 (Frisco, TX)

C Manny Piña \*  
1B Craig Gentry \*  
IF Justin Smoak  
P Jumbo Diaz  
P Kasey Kiker \*  
P Omar Poveda

### 2014 (N. Little Rock, AR)

C Tomas Telis  
IF Rougued Odor  
IF Guildler Rodriguez  
IF Odubel Herrera  
3B Ryan Rua \*  
OF Jake Smolinski \*  
P Alec Asher  
P Edwar Cabrera  
P Luke Jackson \*  
P Phil Klein

### 2019 (Tulsa, OK)

IF Charles Leblanc  
IF Michael De Leon  
IF Andretty Cordero  
IF Juremi Profar  
P James Jones  
P Edgar Arredondo  
P Walker Weichel  
P Emmanuel Clase

### 2005 (Frisco, TX)

2B Drew Meyer \*  
IF Seth Taylor  
DH Jason Hart \*  
OF Ruddy Yan \*  
P Wilfredo Rodriguez  
P Josh Rupe

### 2010 (Midland, TX)

C Taylor Teagarden  
2B Matt Lawson \*  
SS Renny Osuna \*  
OF Joey Butler \*  
P Blake Beavan \*  
P Ryan Tatusko

### 2015 (Corpus Christi, TX)

C Jorge Alfaro  
IF Drew Robinson  
OF Nomar Mazara  
OF Nick Williams \*  
P David Martinez  
P Jesus Pirela  
P Jake Thompson

### 2021 (No All-Star Game)

### 2022 (No All-Star Game)

### 2006 (Little Rock, AR)

IF Adam Morrissey  
IF Nate Gold  
OF Jason Webster  
P John Danks  
P Thomas Diamond  
P Nick Masset

### 2011 (San Antonio, TX)

C Jose Felix  
IF Jose Ruiz  
IF Tommy Mendonca  
IF Renny Osuna  
OF Leonys Martin \*  
DH Michael Bianucci \*  
P Adalberto Flores  
P Justin Miller  
P Martin Perez

### 2016 (Springfield, MO)

C Isiah Kiner-Falefa  
1B Ronald Guzman \*  
OF Ryan Cordell \* ++  
OF Preston Beck  
P Adam Parks  
P Victor Payano  
P Connor Sadzeck

### 2007 (Corpus Christi, TX)

C Kevin Richardson  
2B German Duran \*  
SS Casey Benjamin \*  
IF Travis Metcalf  
OF Anthony Webster \*  
P Eric Hurley  
P Doug Mathis  
P Luis Mendoza

### 2012 (Tulsa, OK)

C Zach Zaneski  
SS Jurickson Profar \*  
3B Mike Olt \*  
OF Engel Beltre \*  
P Chad Bell  
P Jake Brigham  
P Justin Grimm  
P Barret Loux \*

### 2017 (Frisco, TX)

C Jose Trevino  
IF Isiah Kiner-Falefa  
OF Jose Cardona \*  
P Ariel Jurado  
P Shane McCain  
P Yohander Mendez  
P Cody Palmquist  
P Collin Wiles


### KEY

\*Starter ++Game MVP

List includes players initially voted in that could not participate and players added after initial selections as replacements.

## FUTURES GAME SELECTIONS

2003: Ramon Nivar  
2005: Thomas Diamond and Edinson Volquez  
2007: German Duran  
2008: Elvis Andrus and Max Ramirez  
2011: Martin Perez  
2012: Jurickson Profar and Mike Olt  
2014: Joey Gallo (Game MVP)  
2015: Nomar Mazara and Nick Williams  
2016: Ronald Guzman  
2018: CD Pelham  
2021: Cole Winn  
2022: Jack Leiter, Dustin Harris



Joey Gallo was 2014 Futures Game MVP in Minneapolis.

## POSTSEASON ALL-STARS AND AWARDS

### TEXAS LEAGUE/AAC POSTSEASON ALL-STARS

#### **2003**

2B Ramon Nivar  
P A.J. Murray

#### **2009**

OF Craig Gentry  
DH Chad Tracy

#### **2015**

O Nick Williams  
P David Martinez

#### **2004**

DH Jason Botts  
P Kameron Loe

#### **2010**

P Blake Beavan  
P Ryan Tatusko

#### **2016**

1B Ronald Guzman  
OF Ryan Cordell

#### **2005**

None

#### **2011**

DH Tommy Mendonca  
P Joe Wieland

#### **2017**

C Jose Trevino

#### **2006**

DH Nate Gold  
P Thomas Diamond

#### **2012**

3B Mike Olt  
SS Jurickson Profar  
OF Engel Beltre  
P Barret Loux

#### **2018**

P Reed Garrett

#### **2007**

2B German Duran  
P Luis Mendoza

#### **2013**

DH Brett Nicholas  
P Neil Ramirez

#### **2019**

P Emmanuel Clase

#### **2008**

SS Elvis Andrus  
C Max Ramirez

#### **2014**

1B Trevor Adams  
3B Joey Gallo  
UTL Odubel Herrera

#### **2021**

OF Bubba Thompson  
P Cole Winn

### TEXAS LEAGUE/AAC END-OF-YEAR AWARDS

#### **Pitcher of the Year**

Blake Beavan 2010  
Barret Loux 2012  
Cole Winn 2021

#### **Player of the Year**

None

#### **Manager of the Year**

Dave Anderson 2007  
Scott Little 2008  
Jason Wood 2014  
**Jared Goedert 2022**

#### **Mike Coolbaugh Coach of the Year**

Scott Coolbaugh 2007  
Jeff Andrews 2014  
Jason Hart 2016



*Cole Winn won 2021 Pitcher of the Year in the Double-A Central after owning MiLB's best BAA (.143), the third-best WHIP (0.82) and ninth-best ERA (2.41). (Zach Del Bello/Frisco RoughRiders)*

# TEXAS LEAGUE WEEKLY AND MONTHLY AWARDS

## TEXAS LEAGUE/AAC WEEKLY AWARDS

### PLAYER OF THE WEEK

Kurt Airoso	April 28-May 4, 2003
Andy Beinbrink	June 30-July 6, 2003
Ian Kinsler	June 13-19, 2004
Jason Botts	July 19-25, 2004
Rashad Eldridge	July 26-Aug. 1, 2004
Rashad Eldridge	August 2-8, 2004
Jason Botts	August 16-22, 2004
Juan Senreiso	June 6-12, 2005
Jim Fasano	May 1-7, 2006
Nate Gold	June 12-18, 2006
German Duran	May 21-27, 2007
Steve Murphy	June 11-17, 2007
Max Ramirez	April 28-May 4, 2008
Max Ramirez	May 19-25, 2008
Ben Harrison	June 16-22, 2008
Dustin Majewski	June 23-29, 2008
Marcus Lemon	April 13-19, 2009
Craig Gentry/Chad Tracy	July 6-12, 2009
Adam Fox	August 10-16, 2009
Marcus Lemon	June 21-27, 2010
Tommy Mendonca	June 13-19, 2011
Mike Olt	May 28-June 3, 2012
Engel Beltre	June 16-22, 2012
Engel Beltre	June 23-29, 2012
Tommy Mendonca	August 13-19, 2012
Joey Gallo	July 21-27, 2014
Nomar Mazara	August 11-17, 2014
J.T. Wise	Aug. 25-Sept. 1, 2014
Joey Gallo	May 18-24, 2015
Nomar Mazara	June 8-14, 2015
Drew Robinson	June 22-28, 2015
Nick Williams	July 20-26, 2015
Ryan Cordell	April 18-24, 2016
Luis Marte	July 18-24, 2016
Royce Bolinger	May 29-June 4, 2017
Scott Heineman	June 19-25, 2017
Juremi Profar	July 10-16, 2017
Scott Heineman	August 14-20, 2017
Preston Beck	July 2-8, 2018
Trey Hair	June 1-12, 2022
Blaine Crim	Aug 29-Sept 4, 2022
Thomas Saggese	Sept. 13-18, 2022

### PITCHER OF THE WEEK

C.J. Wilson	April 28-May 4, 2003
Erik Thompson	May 11-17, 2004
Billy Sylvester	May 31-June 6, 2004
Travis Hughes	July 12-18, 2004
Edinson Volquez	June 13-19, 2005
A. Murray/S. Karsay/S. Feldman	July 25-31, 2005
Thomas Diamond	May 8-14, 2006
Doug Mathis	May 7-13, 2007
Armando Galarraga	July 2-8, 2007
Doug Mathis	July 31-Aug. 5, 2007
Matt Harrison	May 12-18, 2008
Derek Holland	August 11-17, 2008
Neftali Feliz	August 18-24, 2008
Kasey Kiker	April 20-26, 2009
Omar Poveda	May 25-31, 2009
Kasey Kiker	July 6-12, 2009
Richard Bleier	May 3-9, 2010
Blake Beavan	May 10-16, 2010
Blake Beavan	May 24-30, 2010
Martin Perez	April 18-24, 2011
Richard Bleier	May 30-June 5, 2011
Joe Wieland	July 25-31, 2011
Nick Tepesch	August 13-19, 2012
Cody Buckel	Aug. 27-Sept. 3, 2012
Carlos Pimentel	May 20-26, 2013
Carlos Pimentel	June 3-9, 2013
Alex Buchholz	June 10-16, 2013
Neil Ramirez	June 17-23, 2013
Luke Jackson	April 14-20, 2014
Jerad Eickhoff	April 28-May 4, 2014
Edwar Cabrera	June 29-July 5, 2014
Alec Asher	July 21-27, 2014
Chi Chi Gonzlaez	August 4-10, 2014
Frank Lopez	May 18-24, 2015
Chad Bell	August 24-30, 2015
Yohander Mendez/Collin Wiles	May 29-June 4, 2017
Tyler Davis	August 21-27, 2017
Ariel Jurado	May 21-27, 2018
Reed Garrett	July 9-15, 2018
Andretty Cordero	May 12-19, 2019
Jonathan Hernandez	May 26-June 2, 2019
Cole Winn	May 24-30, 2021
Noah Bremer	July 20-26, 2021
Owen White	June 28-July 4, 2022

## TEXAS LEAGUE/AAC PLAYER OF THE MONTH

Max Ramirez	May 2008
Tommy Mendonca	June 2011
Jurickson Profar	May 2012
Engel Beltre	July 2012
Ryan Cordell	April 2016

*Texas League monthly archives began in 2007*



Ryan Cordell had a wildly successful opening month of the 2016 season, hitting .363 with 5 home runs and 22 RBI.

## RANGERS MONTHLY MINOR LEAGUE AWARDS

### PLAYER OF THE MONTH

Jason Botts	May 2004
Ian Kinsler	June 2004
Joaquin Arias	July 2005
Anthony Webster	May 2006
Chris Davis	August 2007
Max Ramirez	May 2008
Manny Piña	April 2009
Craig Gentry	June 2009
Johnny Whittleman	July 2009
Chad Tracy	August 2009
Tommy Mendonca	June 2011
Teodoro Martinez	May 2013
Joey Gallo	May 2015
Ryan Cordell	April 2016
Ronald Guzman	May 2016
Ezequiel Duran	May 2022
Kellen Strahm	June 2022

### PITCHER OF THE MONTH

Kameron Loe	June 2004
John Hudgins	July 2004
Nick Masset	July 2005
Thomas Diamond	May 2006
Eric Hurler	April 2007
Armando Galarraga	July 2007
Derek Holland	August 2008
Blake Beavan	May 2010
Justin Grimm	April 2012
Nick Martinez	Aug./Sept. 2013
Alec Asher	June 2014
Andrew Faulkner	July 2014
Jerad Eickhoff	April 2015
Frank Lopez	May 2015
Victor Payano	June 2016
Collin Wiles	April 2017
Ariel Jurado	May 2017
Cole Ragans	April 2022
Owen White	June 2022

### DEFENDER OF THE MONTH

Craig Gentry	April 2008
Jose Vallejo	August 2008
Craig Gentry	July 2009
Guilder Rodriguez	June 2011
Engel Beltre	July 2011
Tomas Telis	April 2013
Brett Nicholas	May 2013
Tomas Telis	May 2014
Hanser Alberto	July 2014
Isiah Kiner-Falefa	April 2016
Alberto Triunfel	June 2016
Jose Cardona	May 2017
Scott Heineman	June 2017
Eliezer Alvarez	July 2018
Josh Stowers	May 2022
Jonathan Ornelas	June 2022
Jonathan Ornelas	August 2022

\* Award began in 2008

### RELIEVER OF THE MONTH

Zach Phillips	April 2010
Cody Eppley	May 2010
Justin Miller	August 2011
Randy Henry	April 2013
Matt West	April 2014
Phil Klein	May 2014
Alex Claudio	June 2014
Ryne Slack	April 2016
Johnny Fasola	July 2016
Grant Anderson	May 2022

\* Award began in 2010



## RANGERS END-OF-YEAR MINOR LEAGUE AWARDS

Number in parentheses indicates number of games played with RoughRiders that season.

### TOM GRIEVE MINOR LEAGUE PLAYER OF THE YEAR

Ramon Nivar	2003 (79)
Ian Kinsler	2004 (71)
Chris Davis	2007 (30)
Mitch Moreland	2009 (73)
Engel Beltre	2010 (47)
Mike Olt	2012 (95)
Rougne Odor	2013 (30)
Joey Gallo	2014 (68)
Nomar Mazara	2015 (111)
Scott Heineman	2018 (7)
<b>Evan Carter</b>	<b>2022 (6)</b>

### NOLAN RYAN MINOR LEAGUE PITCHER OF THE YEAR

Juan Dominguez	2003 (9)
Kameron Loe	2004 (19)
Thomas Diamond	2005 (14)
Eric Hurley	2006 (6)
Edinson Volquez	2007 (11)
Derek Holland	2008 (4)
Martin Perez	2009 (5)
Robbie Ross	2011 (6)
Cody Buckel	2012 (13)
Luke Jackson	2013 (6)
Chi Chi Gonzalez	2014 (15)
Yohander Mendez	2016 (10)
Jason Bahr	2019 (12)
Cole Winn	2021 (19)
<b>Cole Ragans</b>	<b>2022 (10)</b>

### DEFENDER OF THE YEAR

Jose Vallejo	2008 (64)
Craig Gentry	2009 (127)
Jose Felix	2010 (27)
Engel Beltre	2012 (133)
Hanser Alberto	2014 (50)
Lewis Brinson	2015 (28)
Ronald Guzman	2016 (102)
Jose Trevino	2017 (105)
<b>Jonathan Ornelas</b>	<b>2022 (123)</b>

\* Award began in 2008



Joey Gallo spent parts of 2014 and 2015 in Frisco and won the 2014 Tom Grieve Minor League Player of the Year award.

### RELIEVER OF THE YEAR

Cody Eppley	2010 (19)
Justin Miller	2011 (48)
Alex Claudio	2013 (21)
Phil Klein	2014 (24)
Andrew Faulkner	2015 (28)
John Fasola	2016 (22)
Ricky Rodriguez	2017 (12)
Demarcus Evans	2019 (30)
Nick Snyder	2021 (13)
<b>Chase Lee</b>	<b>2022 (21)</b>

\* Award began in 2010

### TRUE RANGER AWARD

James Jones	2019 (40)
Bubba Thompson	2021 (104)
<b>Thomas Saggese</b>	<b>2022 (6)</b>

\* Award began in 2019



## POSTSEASON HISTORY

### 2003

DATE	SERIES/GM	OPPONENT	RESULT	WIN	LOSS	SAVE	SERIES	ATT.
9/2	TLDS gm 1	vs. Wichita	W, 3-1	Mario Ramos	Danny Tamayo	Spike Lundberg	FRI 1-0	8,157
9/3	TLDS gm 2	vs. Wichita	W, 2-1 (10)	Spike Lundberg	Mike Natale		FRI 2-0	8,666
9/4	TLDS gm 3	at Wichita	W, 9-2	Keith Stamler	Jorge Vasquez		FRI 3-0	749
9/7	TLCS gm 1	at San Antonio	L, 10-0	Bobby Madritsch	Mario Ramos		SA 1-0	4,643
9/8	TLCS gm 2	at San Antonio	W, 5-3	Keith Stamler	George Sherrill		1-1	3,970
9/9	TLCS gm 3	at San Antonio	L, 5-2	Clint Nageotte	Juan Dominguez	Jared Hoerman	SA 2-1	6,474
9/12	TLCS gm 4	vs. San Antonio	L, 4-0	Cha Seung Baek	Justin Echols	Jared Hoerman	SA 3-1	6,554
9/13	TLCS gm 5	vs. San Antonio	L, 10-4	Bobby Madritsch	Mario Ramos		SA 4-1	7,537

### 2004

DATE	SERIES/GM	OPPONENT	RESULT	WIN	LOSS	SAVE	SERIES	ATT.
9/7	TLDS gm 1	at Tulsa	W, 10-5	Juan Dominguez	Justin Hampson		FRI 1-0	2,260
9/8	TLDS gm 2	at Tulsa	W, 8-0	Josh Rupe	Mike Esposito		FRI 2-0	2,062
9/9	TLDS gm 3	vs. Tulsa	W, 10-3	Edwin Moreno	Tim Bausher		FRI 3-0	6,308
9/13	TLCS gm 1	vs. Round Rock	W, 8-5	Josh Rupe	D.J. Houlton		FRI 1-0	5,127
9/14	TLCS gm 2	vs. Round Rock	W, 1-0	Kelvin Jimenez	Ezequiel Astacio	Ray Beasley	FRI 2-0	4,682
9/15	TLCS gm 3	vs. Round Rock	L, 7-4	Tim McClaskey	Nick Masset	Santiago Ramirez	FRI 2-1	7,366
9/16	TLCS gm 4	at Round Rock	W, 7-3	Edwin Moreno	Fernando Nieve		FRI 3-1	8,532
9/17	TLCS gm 5	at Round Rock	W, 6-5	Justin Thompson	Mike Burns	Ray Beasley	FRI 4-1	8,512

### 2007

DATE	SERIES/GM	OPPONENT	RESULT	WIN	LOSS	SAVE	SERIES	ATT.
9/5	TLDS gm 1	vs. San Antonio	L, 5-3	Jon Ellis	Jesse Ingram	Edwin Moreno	SA 1-0	7,211
9/6	TLDS gm 2	vs. San Antonio	L, 6-1	Cesar Ramos	Armando Galarraga		SA 2-0	6,289
9/7	TLDS gm 3	at San Antonio	L, 5-0	Wade LeBlanc	Scott Shoemaker		SA 3-0	5,111

### 2008

DATE	SERIES/GM	OPPONENT	RESULT	WIN	LOSS	SAVE	SERIES	ATT.
9/3	TLDS gm 1	vs. San Antonio	W, 5-1	Derek Holland	Matt Buschmann	Beau Jones	FRI 1-0	4,386
9/4	TLDS gm 2	vs. San Antonio	W, 6-1	Neftali Feliz	Steve Faris		FRI 2-0	5,017
9/5	TLDS gm 3	at San Antonio	W, 9-3	Michael Schlact	Will Inman		FRI 3-0	3,128
9/9	TLCS gm 1	at Arkansas	L, 3-0	Barret Browning	Derek Holland	Rafael Rodriguez	ARK 1-0	1,672
9/10	TLCS gm 2	at Arkansas	W, 4-3	Neftali Feliz	Robert Mosebach	Andrew Laughter	1-1	1,983
9/12	TLCS gm 3	vs. Arkansas	L, 10-3	David Austen	Michael Schlact		ARK 2-1	4,378
9/14	TLCS gm 4	vs. Arkansas	W, 3-1	Clayton Hamilton	Daniel Davidson	Brandon Puffer	2-2	4,321
9/15	TLCS gm 5	vs. Arkansas	L, 11-3	Barret Browning	Neftali Feliz		ARK 3-2	3,082



## POSTSEASON HISTORY

### 2010

DATE	SERIES/GM	OPPONENT	RESULT	WIN	LOSS	SAVE	SERIES	ATT.
9/8	TLDS gm 1	vs. Midland	L, 4-3	Daniel Statler	Tyler Tufts	Neil Wagner	MID 1-0	4,210
9/9	TLDS gm 2	vs. Midland	W, 7-1	Martin Perez	Ryan Edell		1-1	6,521
9/10	TLDS gm 3	at Midland	L, 10-7	Matt Wright	Danny Gutierrez	Neil Wagner	MID 2-1	3,422
9/11	TLDS gm 4	at Midland	L, 9-4	Carlos Hernandez	Robbie Ross		MID 3-1	3,376

### 2011

DATE	SERIES/GM	OPPONENT	RESULT	WIN	LOSS	SAVE	SERIES	ATT.
9/7	TLDS gm 1	at San Antonio	L, 3-1	Joe Wieland	Robbie Ross		SA 1-0	3,426
9/8	TLDS gm 2	at San Antonio	W, 2-1	Ben Snyder	Simon Castro	Justin Miller	1-1	5,024
9/9	TLDS gm 3	vs. San Antonio	L, 5-3	Jorge Reyes	Richard Bleier	Miles Mikolas	SA 2-1	6,510
9/10	TLDS gm 4	vs. San Antonio	L, 11-3	Robbie Erlin	Adalberto Flores		SA 3-1	2,497

### 2012

DATE	SERIES/GM	OPPONENT	RESULT	WIN	LOSS	SAVE	SERIES	ATT.
9/5	TLDS gm 1	vs. Corpus Christi	W, 6-5	Roman Mendez	Alex Sogard		FRI 1-0	2,069
9/6	TLDS gm 2	vs. Corpus Christi	W, 3-2	Ryan Rodebaugh	Jason Stoffel		FRI 2-0	2,803
9/7	TLDS gm 3	at Corpus Christi	W, 5-0	Nick Tepesch	Ross Seaton		FRI 3-0	5,059
9/11	TLCS gm 1	at Springfield	L, 5-0	Carlos Martinez	Cody Buckel		SPR 1-0	2,935
9/12	TLCS gm 2	at Springfield	L, 6-4	Deryk Hooker	Ross Wolf	Keith Butler	SPR 2-0	3,458
9/14	TLCS gm 3	vs. Springfield	W, 5-1	Barret Loux	Kevin Siegrist		SPR 2-1	4,210
9/15	TLCS gm 4	vs. Springfield	L, 2-1	Scott Gorgen	Wilfredo Boscan	Keith Butler	SPR 3-1	3,364

### 2014

DATE	SERIES/GM	OPPONENT	RESULT	WIN	LOSS	SAVE	SERIES	ATT.
9/3	TLDS gm 1	vs. Midland	W, 7-3	Chi Chi Gonzalez	Nate Long		FRI 1-0	2,210
9/4	TLDS gm 2	vs. Midland	L, 6-3	Ryan Dull	Francisco Mendoza	Jose Flores	1-1	2,638
9/5	TLDS gm 3	at Midland	L, 3-2	Marcus Walden	Alec Asher	Jose Flores	MID 2-1	3,652
9/6	TLDS gm 4	at Midland	L, 5-4	Deryk Hooker	Jake Thompson	Jose Flores	MID 3-1	2,994

### 2022

DATE	SERIES/GM	OPPONENT	RESULT	WIN	LOSS	SAVE	SERIES	ATT.
9/20	TLDS gm 1	vs. San Antonio	W, 7-3	Josh Smith	Fred Schlichtholz		FRI 1-0	5,023
9/22	TLDS gm 2	at San Antonio	W, 5-2	Cody Bradford	Nolan Watson		FRI 2-0	2,740
9/25	TLCS gm 1	vs. Wichita	W, 11-3	Mason Englert	Kody Funderburk		FRI 1-0	6,203
9/27	TLCS gm 2	at Wichita	W, 7-5 (10)	Joe Corbett	Casey Legumina		FRI 2-0	3,523



**BY THE  
NUMBERS**

**13  
SERIES**

**27-23  
RECORD**

**5  
DIVISION  
CHAMPIONSHIPS**



**2  
LEAGUE  
CHAMPIONSHIP**

**2023 FRISCO ROUGHRIDERS MEDIA GUIDE**



## FORMER RIDERS IN THE MAJORS

	Name	Position	Played with Riders	MLB Debut	Debuted with...
1	Erasmus Ramirez	LHP	2003	4/30/2003	Rangers
2	Tony Mounce	LHP	2003	6/13/2003	Rangers
3	Mario Ramos	LHP	2003	6/19/2003	Rangers
4	Layne Nix	IF/OF	2003-2004	7/10/2003	Rangers
5	Ramon Nivar	OF	2003	7/30/2003	Rangers
6	Juan Dominguez	RHP	2003-2005	8/12/2003	Rangers
7	Adrian Gonzalez	1B	2003	4/18/2004	Rangers
8	Frank Francisco	RHP	2003-2006	5/14/2004	Rangers
9	Nick Regilio	RHP	2003	7/9/2004	Rangers
10	Sam Naron	LHP	2004	7/30/2004	Rangers
11	Chris Young	RHP	2004	8/24/2004	Rangers
12	Travis Hughes	RHP	2003-2004	9/26/2004	Rangers
13	Kameron Loe	RHP	2004	9/26/2004	Rangers
14	Marshall McDougall	IF/OF	2003-2004	6/7/2005	Rangers
15	C.J. Wilson	LHP	2003, 2005-2006	6/10/2005	Rangers
16	Edinson Volquez	RHP	2005, 2007, 2019	8/30/2005	Rangers
17	Scott Feldman	RHP	2005	8/31/2005	Rangers
18	Jason Botts	IF/OF	2003-2004	9/14/2005	Rangers
19	Josh Rupe	RHP	2004-2006	9/16/2005	Rangers
20	Ian Kinsler	IF	2004	4/3/2006	Rangers
21	Drew Meyer	IF/OF	2003-2005	4/21/2006	Rangers
22	Agustin Montero	RHP	2005	5/12/2006	White Sox
23	Nick Masset	RHP	2004-2006	6/27/2006	Rangers
24	Wes Littleton	RHP	2005-2006	7/4/2006	Rangers
25	Jose Diaz	RHP/C	2006	9/6/2006	Royals
26	Joaquin Arias	SS/2B/3B	2005	9/13/2006	Rangers
27	John Danks	LHP	2005-2006	4/8/2007	White Sox
28	Kelvin Jimenez	RHP	2004-2005	4/27/2007	Cardinals
29	Kevin Mahar	OF/1B	2006-2007	5/16/2007	Rangers
30	A.J. Murray	LHP	2003, 2005	5/16/2007	Rangers
31	Travis Metcalf	3B	2006-2007	5/19/2007	Rangers
32	Brian Esposito	C	2004-2005	6/2/2007	Cardinals
33	Bill White	LHP	2007	9/5/2007	Rangers
34	Luis Mendoza	RHP	2006-2008	9/8/2007	Rangers
35	Armando Galarraga	RHP	2006-2007	9/15/2007	Rangers
36	Jesse Carlson	LHP	2006	4/10/2008	Blue Jays
37	German Duran	2B/SS/3B	2007	4/17/2008	Rangers
38	Brandon Boggs	OF	2007	4/29/2008	Rangers
39	Edgar Gonzalez	IF	2004	5/12/2008	Padres
40	Doug Mathis	RHP	2006-2007	5/12/2008	Rangers
41	Danny Herrera	LHP	2007	6/3/2008	Reds
42	Eric Hurley	RHP	2006-2008	6/12/2008	Rangers
43	Max Ramirez	C/1B	2008	6/22/2008	Rangers
44	Chris Davis	3B/1B/OF	2007-2008	6/26/2008	Rangers
45	Warner Madrigal	RHP	2008	7/2/2008	Rangers
46	Matt Harrison	LHP	2008-2010	7/8/2008	Rangers
47	Tug Hulett	2B/3B/SS	2006	7/12/2008	Mariners
48	Taylor Teagarden	C/1B	2007-2008	7/18/2008	Rangers
49	Tommy Hunter	RHP	2008-2009	8/1/2008	Rangers
50	Jesse Chavez	RHP	2005-2006	8/27/2008	Pirates



## FORMER RIDERS IN THE MAJORS




	Name	Position	Played with Riders	MLB Debut	Debuted with...
51	Jason Bourgeois	IF/OF	2003-2004	9/9/2008	White Sox
52	Brian Gordon	OF/RHP	2008	9/17/2008	Rangers
53	Elvis Andrus	SS	2008	4/6/2009	Rangers
54	Edwin Moreno	RHP	2003-2004	4/7/2009	Padres
55	Derek Holland	LHP	2008	4/22/2009	Rangers
56	John Mayberry	OF	2007-2008	5/23/2009	Phillies
57	Guillermo Moscoso	RHP	2009	5/30/2009	Rangers
58	Julio Borbon	CF	2008	6/29/2009	Rangers
59	Neftali Feliz	RHP	2008	8/3/2009	Rangers
60	Kevin Richardson	C/1B	2005-2007	8/17/2009	Rangers
61	Pedro Strop	RHP	2009	8/28/2009	Rangers
62	Craig Gentry	CF	2008-2009	9/6/2009	Rangers
63	Justin Smoak	1B	2009	4/23/2010	Rangers
64	Alexi Ogando	RHP	2010	6/15/2010	Rangers
65	Mitch Moreland	1B/OF	2009	7/29/2010	Rangers
66	Thomas Diamond	RHP	2005-2006, 2008-2009	8/3/2010	Cubs
67	Michael Kirkman	LHP	2009	8/21/2010	Rangers
68	Mike Nickeas	C	2005-2006	9/4/2010	Mets
69	Josh Lueke	RHP	2010	4/3/2011	Mariners
70	Cody Eppley	RHP	2010	4/23/2011	Rangers
71	Blake Beavan	RHP	2009-2010	7/3/2011	Mariners
72	Manny Piña	C	2008-2009	8/3/2011	Royals
73	Mark Hamburger	RHP	2010-2011	8/31/2011	Rangers
74	Zach Phillips	LHP	2009-2010	8/31/2011	Orioles
75	Leonys Martin	CF	2011	9/2/2011	Rangers
76	Robbie Ross, Jr.	LHP	2011	4/8/2012	Rangers
77	Joe Wieland	RHP	2011	4/14/2012	Padres
78	Tanner Scheppers	RHP	2010-2011	6/7/2012	Rangers
79	Justin Grimm	RHP	2012	6/16/2012	Rangers
80	Martin Perez	LHP	2009-2011	6/27/2012	Rangers
81	Mike Olt	3B	2012-2013	8/2/2012	Rangers
82	Jurickson Profar	SS/2B	2012, 2015	9/2/2012	Rangers
83	Wilmer Font	RHP	2012-2014	9/18/2012	Rangers
84	Joe Ortiz	LHP	2012, 2014	3/31/2013	Rangers
85	Scott Rice	LHP	2007	4/1/2013	Mets
86	Leury Garcia	IF	2012	4/6/2013	Rangers
87	Nick Tepesch	RHP	2012-2013	4/9/2013	Rangers
88	Robbie Erlin	LHP	2011	4/30/2013	Padres
89	Evan Reed	RHP	2008, 2010	5/16/2013	Tigers
90	Chris McGuinness	1B	2012	6/7/2013	Rangers
91	Engel Beltre	OF	2009-2012	6/26/2013	Rangers
92	Joey Butler	OF	2010-2011	8/7/2013	Rangers
93	Tanner Roark	RHP	2009-2010	8/7/2013	Nationals
94	Nick Martinez	RHP	2013-2014	4/5/2014	Rangers
95	Justin Miller	RHP	2011, 2013	4/18/2014	Tigers
96	Luis Sardiñas	SS/2B	2013-2014	4/20/2014	Rangers
97	Neil Ramirez	RHP	2011-2013	4/25/2014	Cubs
98	Rougned Odor	2B	2013-2014	5/8/2014	Rangers
99	Ben Rowen	RHP	2013	6/15/2014	Rangers
100	Jumbo Diaz	RHP	2009	6/20/2014	Reds



## FORMER RIDERS IN THE MAJORS

	Name	Position	Played with Riders	MLB Debut	Debuted with...
101	Jake Smolinski	OF	2014	7/7/2014	Rangers
102	Roman Mendez	RHP	2012-2013	7/8/2014	Rangers
103	Kyle Hendricks	RHP	2011	7/10/2014	Cubs
104	Matt West	RHP	2014	7/10/2014	Rangers
105	Phil Klein	RHP	2013-2014	8/1/2014	Rangers
106	Alex Claudio	LHP	2013-2014	8/13/2014	Rangers
107	Jon Edwards	RHP	2012-2014	8/15/2014	Rangers
108	Tomas Telis	C	2013-2014	8/25/2014	Rangers
109	Ryan Rua	3B/LF	2013-2014	8/29/2014	Rangers
110	Lisalverto Bonilla	RHP	2013	9/4/2014	Rangers
111	Guilder Rodriguez	3B	2009-2015	9/9/2014	Rangers
112	Odubel Herrera	2B/OF	2013-2014	4/6/2015	Phillies
113	Keone Kela	RHP	2014-2015	4/7/2015	Rangers
114	Hanser Alberto	SS	2013-2014	5/29/2015	Rangers
115	Chi Chi Gonzalez	RHP	2014	5/30/2015	Rangers
116	Joey Gallo	3B/LF	2014-2015	6/2/2015	Rangers
117	Jake Brigham	RHP	2011-2013	6/30/2015	Braves
118	Ryan Strausborger	OF	2012-2014	8/5/2015	Rangers
119	Jerad Eickhoff	RHP	2013-2015	8/21/2015	Phillies
120	Alec Asher	RHP	2014-2015	8/30/2015	Phillies
121	Andrew Faulkner	LHP	2014-2015	8/31/2015	Rangers
122	Luke Jackson	RHP	2013-2014	9/4/2015	Rangers
123	Nomar Mazara	RF	2014-2015	4/10/2016	Rangers
124	Brett Nicholas	C/1B	2013	4/11/2016	Rangers
125	Cody Ege	LHP	2015	4/23/2016	Marlins
126	Matt Bush	RHP	2016	5/13/2016	Rangers
127	Wilfredo Boscan	RHP	2014-2015	5/19/2016	Pirates
128	Jared Hoying	RHP	2012-2013	5/23/2016	Rangers
129	Richard Bleier	LHP	2010-2013	5/30/2016	Yankees
130	Jose Leclerc	RHP	2015-2016	7/6/2016	Rangers
131	Jake Thompson	RHP	2014-2015	8/6/2016	Phillies
132	Yohander Mendez	LHP	2016	9/5/2016	Rangers
133	Jorge Alfaro	C	2014-2015	9/12/2016	Phillies
134	Drew Robinson	UT	2014-2015	4/5/2017	Rangers
135	Chad Bell	LHP	2012, 2015	5/10/2017	Tigers
136	Lewis Brinson	OF	2015-2016	6/11/2017	Brewers
137	Nick Williams	OF	2014-2015	6/30/2017	Phillies
138	Ricky Rodriguez	RHP	2017	8/14/2017	Rangers
139	Nick Gardewine	RHP	2017	8/22/2017	Rangers
140	Fabio Castillo	RHP	2010-2012	9/2/2017	Dodgers
141	Isiah Kiner-Falefa	UTL	2016-2017	4/10/2018	Rangers
142	Ronald Guzman	1B	2016	4/13/2018	Rangers
143	Ariel Jurado	RHP	2016-2018	5/19/2018	Rangers
144	Jose Trevino	C	2017-2018	6/15/2018	Rangers
145	Jeffrey Springs	LHP	2018	7/31/2018	Rangers
146	Connor Sadzeck	RHP	2015-2017	9/1/2018	Rangers
147	Ryan Cordell	OF	2015-2016	9/3/2018	White Sox
148	CD Pelham	LHP	2018	9/5/2018	Rangers
149	Luis Ortiz	RHP	2016	9/7/2018	Orioles
150	Reed Garrett	RHP	2016-2018	5/29/2019	Tigers





## FORMER RIDERS IN THE MAJORS

151	Erik Swanson	RHP	2015	4/11/2019	Mariners
152	Brett Martin	LHP	2018	4/19/2019	Rangers
153	Wei-Chieh Huang	RHP	2018-2019	4/23/2019	Rangers
154	Taylor Hearn	LHP	2018	4/25/2019	Rangers
155	Joe Palumbo	LHP	2018-2019	6/8/2019	Rangers
156	Peter Fairbanks	RHP	2019	6/9/2019	Rangers
157	Locke St. John	LHP	2018-2019	6/25/2019	Rangers
158	Pedro Payano	RHP	2017-2019	7/6/2019	Rangers
159	Scott Heineman	OF	2017-2018	8/2/2019	Rangers
160	Emmanuel Clase	RHP	2019	8/4/2019	Rangers
161	Brock Burke	LHP	2019	8/20/2019	Rangers
162	Jonathan Hernandez	RHP	2018-2019	8/21/2019	Rangers
163	Leody Taveras	OF	2019	7/24/2020	Rangers
164	Wes Benjamin	LHP	2018	8/16/2020	Rangers
165	Justin Topa	RHP	2018	9/1/2020	Brewers
166	Demarcus Evans	RHP	2019	9/18/2020	Rangers
167	Andy Ibanez	INF	2016-2017	5/4/2021	Rangers
168	Luis Marte	INF	2015, 2017-2018	6/1/2021	Marlins
169	Joe Barlow	RHP	2019	6/24/2021	Rangers
170	Yonny Hernandez	INF	2017-2019	8/5/2021	Rangers
171	Nick Snyder	RHP	2021	8/21/2021	Rangers
172	Jake Latz	LHP	2021	8/25/2021	Rangers
173	Ryan Dorow	INF	2019, 2021	8/26/2021	Rangers
174	A.J. Alexy	RHP	2021	8/30/2021	Rangers
175	Hans Crouse	RHP	2021	9/26/2021	Phillies
176	Jacob Lemoine	RHP	2019	4/8/2022	Athletics
177	Christian Lopes	INF	2019	4/20/2022	Athletics
178	Josh Smith	INF	2021	5/30/2022	Rangers
179	Ezequiel Duran	INF	2022	6/4/2022	Rangers
180	Steele Walker	OF	2021	6/5/2022	Rangers
181	Elier Hernandez	OF	2021	7/14/2022	Rangers
182	Charles Leblanc	INF	2019	7/30/2022	Marlins
183	Bubba Thompson	OF	2021	8/4/2022	Rangers
184	Cole Ragans	LHP	2021-2022	8/4/2022	Rangers
185	Josh Jung	INF	2021	9/9/2022	Rangers
186	Collin Wiles	RHP	2017-2019	9/14/2022	Athletics
187	Ronny Henriquez	RHP	2021	9/19/2022	Twins
188	Brendon Davis	INF	2019	10/1/2022	Tigers
189	Yerry Rodriguez	RHP	2021	10/5/2022	Rangers





# RIDERS ALL-TIME ROSTER

## A (27)

Abruzzo, Jared, 2005  
 Acuña, Luisangel, 2022  
 Adair, Travis, 2011  
 Adams, Trever, 2014-15  
 Adduci, Jim, 2014  
 Advocate, Josh, 2021  
 Agüero, Ramon, 2011  
 Aguilera, Eric, 2017  
 Airoso, Kurt, 2003  
**Alberto, Hanser**, 2013-14, 2017  
**Alexy, A.J.**, 2021  
**Alfaro, Jorge**, 2014-15  
*Alfonseca, Antonio*, 2006  
 Altmann, Josh, 2019  
 Alvarez, Eliezer, 2017-2019  
 Anderson, Grant, 2021-2022  
 Andrew, Jason, 2004  
**Andrus, Elvis**, 2008, 2018, 2019  
 Aparicio, Miguel, 2021-2022  
 Apostel, Sherten, 2021 ###  
 Arias, Diosbel, 2021-2022  
**Arias, Joaquin**, 2005, 2010  
*Arihara, Kohei*, 2021  
 Arredondo, Edgar, 2018-2019  
 Arroyo, Carlos, 2016  
 Asadoorian, Rick, 2004  
**Asher, Alec**, 2014-15

## B (65)

Bahr, Jason 2019  
 Baker, Chris, 2007  
*Baker, Jeff*, 2013  
 Baldiris, Aarom, 2006  
 Ballard, Mike, 2008-09  
 Bankston, Wes, 2010 ###  
 Bannister, John, 2008-09  
**Barlow, Joe**, 2019, 2022  
*Barnette, Tony*, 2018  
 Barreto, Derwin, 2021  
 Bass, Blake, 2019, 2021  
 Batista, Kendy, 2007-08  
 Bazzell, Shane, 2005  
 Beasley, Ray, 2003-04  
**Beavan, Blake**, 2009-10  
 Beck, Preston, 2015-16, 2018-2019  
 Beinbrink, Andy, 2003-04  
 Bell, Alexeis, 2016  
**Bell, Chad**, 2012, 2015  
**Beltre, Engel**, 2009-12, 2014  
 Benjamin, Casey, 2006-08  
 Benjamin, Wes, 2018  
*Benoit, Joaquin*, 2004, 2008  
 Benson, Joe, 2013 ###  
 Benson, Kris, 2009 ###  
 Beras, Jairo, 2019  
 Berkery, Thomas, 2007-08  
*Berkman, Lance*, 2013  
 Bianucci, Michael, 2011  
 Bierbrodt, Nick, 2004 ###  
 Biggers, Jax, 2021  
 Blair, Carson, 2016 ###  
*Blalock, Hank*, 2008  
 Blalock, Jake, 2006-07  
**Bleier, Richard**, 2010-13  
**Boggs, Brandon**, 2007  
 Bolden, Jared, 2011  
 Bolinger, Royce, 2015, 2017  
**Bonilla, Lisalverto**, 2013  
**Borbon, Julio**, 2008, 2011  
 Bores, Ryan, 2014  
**Boscan, Wilfredo**, 2011-12  
**Botts, Jason**, 2003-04, 2006  
**Bourgeois, Jason**, 2003-04  
 Boyd, Patrick, 2003-04  
 Bradford, Cody, 2021-2022  
 Bremer, Noah, 2021  
 Brennan, Tim, 2021-2022

Brewer, Jace, 2005-06  
**Brigham, Jake**, 2011-13  
 Brink, Jim, 2003  
**Brinson, Lewis**, 2015-16  
*Brocaill, Doug*, 2004  
 Brown, Jordan, 2014 #  
 Buchholz, Alex, 2012-13  
 Buckel, Cody, 2012-13, 2015-2016  
 Bueno, Hever, 2021  
 Bumstead, Michael, 2006-07  
 Burcie, Jarrad, 2005  
 Burg, Alex, 2015-16  
**Burke, Brock**, 2019  
 Burke, Erick, 2003-04  
 Burkhart, Lance, 2003  
**Bush, Matt**, 2016, 2019  
**Butler, Joey**, 2010-11

## C (43)

Cabrera, Edwar, 2014-15 ###  
*Callaway, Mickey*, 2004  
 Cantwell, Patrick, 2014-15  
 Cardona, Jose, 2017-2018  
**Carlson, Jesse**, 2006  
 Carroll, Scott, 2016 ###  
 Carter, Evan, 2022  
**Castillo, Fabio**, 2010-12  
 Castillo, Lendy, 2015 ###  
*Castro, Fabio*, 2006  
*Catalanotto, Frank*, 2007  
 Chandler, Sean, 2022  
 Chapman, Jaye, 2017 ###  
 Chavez, Endy, 2010 ###  
 Chavez, Frainyer, 2022  
**Chavez, Jesse**, 2005-06  
 Chenard, Ken, 2007  
 Chiang, Chih-Hsien, 2013  
 Chick, Travis, 2010 ###  
*Chirinos, Robinson*, 2016  
*Choo, Shin-Soo*, 2016  
 Choplick, Adam, 2018  
 Church, Marc, 2022  
 Clark, Daryl, 2004  
 Clark, LaDarius, 2019  
**Clase, Emmanuel**, 2019  
**Claudio, Alex**, 2013-14  
 Cleveland, Jeremy, 2005  
 Cole, Hunter, 2018  
 Cone, Zach, 2015-16  
 Cook, Clayton, 2017-2018  
 Corbett, Joe, 2022  
**Cordell, Ryan**, 2015-16  
 Cordero, Andretty, 2019  
 Corey, Bryan, 2006 ###  
*Corporan, Carlos*, 2015  
 Coughlan, Cameron, 2005  
 Crabtree, Tim, 2005 ###  
 Crim, Blaine, 2021-2022  
**Crouse, Hans**, 2021  
 Cruz, Enrique, 2006  
*Gruz, Nelson*, 2010-11  
 Curry, Mike, 2004

## D (30)

*Dahl, David*, 2021  
**Danks, John**, 2005-06  
*Darvish, Yu*, 2016  
 Davis, Brendon, 2019  
**Davis, Chris**, 2007-08  
 Davis, Tyler, 2017-2018  
 De Leon, Michael, 2014, 2017-2019  
 De Los Santos, Miguel, 2011-12  
 Deglan, Kellin, 2015-16  
*DeShields, Delino*, 2018  
*Detwiler, Ross*, 2015  
 Dewey, Jason, 2003  
**Diamond, Thomas**, 2005-06, 08-09  
 Diaz, J.B., 2008

**Diaz, Jose**, 2006, 2008  
**Diaz, Jose "Jumbo"**, 2009  
 Diaz, Robinzon, 2011 ###  
*Dickey, R.A.*, 2004  
*Diekman, Jake*, 2017  
 Dittfurth, Ryan, 2004  
 Dittler, Jake, 2008  
**Dominguez, Juan**, 2003-05  
 Donovan, Todd, 2007  
**Dorow, Ryan**, 2019, 2021  
 Dowdy, Kyle, 2019  
 Downs, Brodie, 2014  
 Drese, Ryan, 2003 ###  
**Duran, Ezequiel**, 2022  
**Duran, German**, 2007  
 Dykstra, James, 2017-2018

## E (14)

*Eaton, Adam*, 2006  
 Echols, Justin, 2003  
**Edwards, Jon**, 2012-14  
**Ege, Cody**, 2015  
**Eickhoff, Jerad**, 2013-15  
 Eldridge, Rashad, 2004-05  
 Engler, Scott, 2021  
 Englert, Mason, 2022  
**Eppley, Cody**, 2010  
**Erlin, Robbie**, 2011  
 Espada, Joe, 2003  
 Espinal, Yoel, 2019  
**Espósito, Brian**, 2004-05  
 Evans, Demarcus, 2019

## F (24)

Fabian, Sandro, 2022  
**Fairbanks, Peter**, 2019  
 Falcon, Ryan, 2010  
 Farnum, Matt, 2007  
 Farrell, Luke, 2019 ###  
 Fasano, Jim, 2006-07  
 Fasola, John, 2016, 2018  
**Faulkner, Andrew**, 2014-15  
 Feierabend, Ryan, 2013 ###  
 Feigl, Brady, 2017-2018  
**Feldman, Scott**, 2005, 2008, 2011  
 Felix, Jose, 2010-12  
**Feliz, Nefтали**, 2008, 2011-12  
 Filomeno, Joe, 2016-2018  
 Fleming, Ryan, 2003  
 Flores, Adalberto, 2010-11  
**Font, Wilmer**, 2012-14  
 Foscue, Justin, 2021-2022  
 Fox, Adam, 2005-09  
**Francisco, Frank**, 2003-04, 05-06, 09  
 Frostad, Emerson, 2007-10  
 Fujikawa, Kiyuji, 2015 ###  
*Fultz, Aaron*, 2003  
 Furtado, Micah, 2007

## G (44)

*Gabbard, Kason*, 2008  
 Gaetti, Joe, 2009  
*Gagne, Eric*, 2007  
**Galarraga, Armando**, 2006-07  
**Gallo, Joey**, 2014-15  
 Garay, Carlos, 2014, 2018  
 Garcia, David, 2022  
 Garcia, Edwin, 2011, 2014-16  
**Garcia, Leury**, 2012  
 Garcia, Martire, 2014-15  
**Gardewine, Nick**, 2017  
 Gardner, Hayden, 2003-04  
 Garia, Chris, 2015-16  
 Garr, Brennan, 2007-10  
**Garrett, Reed**, 2016-2018  
*Garver, Mitch*, 2022  
 Gatto, Joe, 2021  
**Gentry, Craig**, 2008-09, 2013

Italics = Rehab assignment | Bold = Made ML debut after time with Riders | ### = Made ML debut prior to joining Riders  
 Underline = Played with Riders on rehab assignment and as a member of the active roster in same year



# RIDERS ALL-TIME ROSTER

*Jimenez, Chris*, 2016  
*Glanville, Doug*, 2003  
 Gold, Nate, 2005-2006  
 Goldbach, Jeff, 2003  
*Gomez, Carlos*, 2007  
**Gonzalez, Adrian**, 2003  
**Gonzalez, Alex "Chi Chi"**, 2014  
 Gonzalez, Alfredo, 2008  
**Gonzalez, Edgar**, 2004  
**Gordon, Brian**, 2008  
 Gose, Anthony, 2018  
 Gowdy, Kevin, 2022  
 Gradoville, Chris, 2009  
 Gradoville, Tim, 2008  
 Graham, Tom, 2003  
 Grayson, Chris, 2014  
 Grayson, Luke, 2006  
 Greene, Jonathan, 2009-11  
*Greene, Todd*, 2003  
*Griffin, A.J.*, 2016-2017  
*Grilli, Jason*, 2009  
**Grimm, Justin**, 2012  
 Grullon, Juan, 2015-16  
 Gutierrez, Danny, 2009-10  
*Guzman, Cristian*, 2010  
**Guzman, Ronald**, 2016, 2019

**H (47)**  
 Haigwood, Daniel, 2006  
 Hair, Trey, 2022  
 Harris, Dustin, 2022  
*Hairston, Jerry, Jr.*, 2007  
**Hamburger, Mark**, 2010-11  
*Hamels, Cole*, 2017  
 Hamilton, Clayton, 2008-10  
*Hamilton, Josh*, 2009, 2011, 2015-16  
 Hamren, Erik, 2014 ###  
 Harrigan, Hunter, 2008  
 Harrison, Ben, 2006-09  
**Harrison, Matt**, 2008, 09-10, 13-15  
 Hart, Jason, 2005 ###  
 Hauver, Trevor, 2022  
 Hawpe, Brad, 2012 ###  
**Hearn, Taylor**, 2018  
**Heineman, Scott**, 2017-2018  
**Hendricks, Kyle**, 2011  
**Henriquez, Ronny**, 2021  
 Henry, Randy, 2013-14  
 Hernandez, Elier, 2021  
 Hernandez, Jeffri, 2015-16  
**Hernandez, Jonathan**, 2018, 2019, 2022  
**Hernandez, Yonny**, 2017-2019  
**Herrera, Danny**, 2007  
**Herrera, Odubel**, 2013-14  
 Herrera, Ronald, 2019  
 Higashi, Jon, 2005  
 Hilligoss, Mitch, 2010-11  
 Hodges, Trey, 2008 ###  
 Hogan, Gary, 2004  
**Holland, Derek**, 2008, 2014-15  
*Holt, Brock*, 2021  
 Hood, Destin, 2018  
 Hoover, Jake, 2021  
**Hoying, Jared**, 2012-13  
 Hudgins, John, 2004-05  
 Hughes, Travis, 2003-04  
**Hulett, Tug**, 2006  
**Hunter, Tommy**, 2008-09, 2011  
**Huang, Wei-Chieh**, 2018-2019  
 Huff, Sam, 2021 ###  
**Hurley, Eric**, 2006-07, 2008  
 Hurley, Trevor, 2012  
 Hyatt, Jared, 2008-09

**I (4)**  
**Ibanez, Andy**, 2016-2017  
 Ingram, Jesse, 2006-07  
 Inoa, Cristian, 2018

Irwin, Phil, 2015 ###  
**J (16)**  
 Jackson, Joe, 2016  
**Jackson, Luke**, 2013-14, 2016  
 Jacobsen, Lucas, 2022  
 James, Chad, 2015  
 Jenkins, Andy, 2010  
 Jensen, Chris, 2018  
 Jensen, Ryan, 2006  
**Jimenez, Kelvin**, 2004-05  
*Jones, Andruw*, 2009  
 Jones, Beau, 2008-11  
 Jones, James, 2018-2019, 2022###  
 Jordan, Brian, 2004 ###  
 Joseph, Tommy, 2018  
 Julio-Ruiz, Jose, 2011  
 Jung, Josh, 2021  
**Jurado, Ariel**, 2016-2018

**K (19)**  
 Kaase, Jacob, 2010  
 Kapers, Scott, 2022  
**Karsay, Steve**, 2005  
**Kela, Keone**, 2014-15, 2016  
 Keller, Kris, 2004  
 Kelly, Antoine, 2022  
 Kendall, Cody, 2015  
 Kent, Zak, 2021-2022  
 Kiker, Kasey, 2009-10  
**Kiner-Falefa, Isiah**, 2016-2017, 2019  
**Kinsler, Ian**, 2004, 2009-10, 2013  
**Kirkman, Michael**, 2009  
**Klein, Phil**, 2013-14  
 Knight, Nash, 2022  
 Knippschild, Ryan, 2007  
 Kometani, Kea, 2006-07, 2009  
 Kowalczyk, Alex, 2019  
 Kuzlowski, Ben, 2003-04 ###  
 Kuzia, Joe, 2021

**L (35)**  
 La O, Luis Yander, 2018  
 Lacrus, Sherman, 2015  
 Lamb, Will, 2014-15  
 Larson, Brandon, 2005 ###  
**Latz, Jake**, 2021  
 Laughter, Andrew, 2008-10  
 Lawson, Matt, 2010  
 Leblanc, Charles, 2019  
 Leclerc, Angelo, 2015  
**Leclerc, Jose**, 2015-16, 2017, 2022  
 Ledbetter, David, 2017  
 Ledbetter, Ryan, 2016  
 Lee, Chase, 2021, 2022  
 Lee, Derek, 2008  
 Leeds, Matt, 2011  
 Leiter, Jack, 2022  
 Lemoine, Jacob, 2019  
 Lemon, Marcus, 2009-10  
*Lewis, Colby*, 2013, 2016  
 Liniak, Cole, 2003 ###  
 Lipka, Matt, 2017  
**Littleton, Wes**, 2005-06  
**Loe, Kameron**, 2004, 2006-07  
 Loehr, Trace, 2021  
 Loewen, Adam, 2017 ###  
 Lopes, Christian, 2019  
 Lopez, Frank, 2015-16  
 Lorenzo, Matt, 2005  
 Loux, Barret, 2012  
 Lotzkar, Kyle, 2014-15  
*Lowe, Mark*, 2012  
**Luke, Josh**, 2010  
 Luna, Brandon, 2003  
 Lundberg, Spike, 2003

**M (70)**

**Madrigal, Warner**, 2008, 2010  
**Mahar, Kevin**, 2006-07  
 Mahay, Ron, 2005, 2007 ###  
 Majewski, Dustin, 2008-09  
 Majewski, Val, 2012 ###  
 Manriquez, Salomon, 2007  
 Marciano, Luis, 2004-05  
**Marte, Luis**, 2015-18  
**Martin, Brett**, 2018  
*Martin, Chris*, 2018  
**Martin, Leonys**, 2011  
 Martin, Tyler, 2003  
 Martinez, David, 2015 ###  
 Martinez, Emerson, 2016, 2019  
 Martinez, J.P., 2021-2022  
**Martinez, Nick**, 2013-14, 2016  
 Martinez, Teodoro, 2013-14  
**Masset, Nick**, 2004-06  
 Mastroianni, Darin, 2016 ###  
**Mathis, Doug**, 2006-07  
 Matta, Shaq, 2016, 2018  
*Matthews, Gary, Jr.*, 2005  
 Matthews, John, 2022  
 Mavare, Arlett, 2013  
**Mayberry, John**, 2007-08  
**Mazara, Nomar**, 2014-15, 2018  
 McBride, Nick, 2013  
 McCain, Shane, 2017  
 McClellan, Kyle, 2013 ###  
**McDougall, Marshall**, 2003-04  
 McElwee, Josh, 2014-15  
 McKinley, Josh, 2004  
**McGuinness, Chris**, 2012  
 Meadows, Tydus, 2004  
 Medina, Jefferson, 2019  
 Mehl, Truan, 2005  
 Mejia, Juan Carlos, 2021  
*Mench, Kevin*, 2003-04  
 Mendez, Luis, 2015-18  
**Mendez, Roman**, 2012-13  
 Mendez, Sal, 2021  
**Mendez, Yohander**, 2016-19  
 Mendonca, Tommy, 2011-12  
 Mendoza, Francisco, 2013-15  
**Mendoza, Luis**, 2006-07, 2008  
 Mensik, Todd, 2003  
**Metcalf, Travis**, 2006-07  
**Meyer, Drew**, 2003-05  
 Michalak, Chris, 2008 ###  
 Miclat, Greg, 2013  
*Miller, Brad*, 2022  
**Miller, Justin**, 2011, 2013  
*Millwood, Kevin*, 2007-08  
 Moble, Chris, 2010-11  
 Monegro, Jose, 2014-16  
**Montero, Agustin**, 2005  
*Montero, Rafael*, 2019  
 Moore, Darin, 2003  
 Moorman, Chuck, 2015, 2018-2019  
**Moreland, Mitch**, 2009, 2012-13  
**Moreno, Edwin**, 2003-04  
 Morgan, Josh, 2018-2019  
 Morrison, Erik, 2009, 2011  
 Morrissey, Adam, 2006  
**Moscoso, Guillermo**, 2009  
 Mosquera, Julio, 2004 ###  
**Mounce, Tony**, 2003  
 Murphy, Tim, 2010, 2012  
 Murphy, Steve, 2007-09  
**Murray, A.J.**, 2003, 2005, 2009

**N (11)**  
*Napoli, Mike*, 2012 (postseason), 2017  
**Narron, Sam**, 2004  
*Nelson, Jeff*, 2004  
**Nicholas, Brett**, 2013  
**Nickeas, Mike**, 2005-06  
*Nippert, Dustin*, 2009-10

Italics = Rehab assignment | Bold = Made ML debut after time with Riders | ### = Made ML debut prior to joining Riders  
 Underline = Played with Riders on rehab assignment and as a member of the active roster in same year

# RIDERS ALL-TIME ROSTER

**Nivar, Ramon**, 2003  
**Nix, Laynce**, 2003, 2004  
 Noonan, Nick, 2018 ###  
 Nordlin, Seth, 2022  
 Novoa, Melvin, 2021

## O (15)

O'Banion, Austin, 2018  
 O'Brien, Peter, 2017 ###  
*O'Day, Darren*, 2011  
 O'Neill, Michael, 2017-18  
**Odor, Rougned**, 2013-14, 2018  
**Ogando, Alexi**, 2010, 2013  
**Olt, Mike**, 2012-13  
 Ornelas, Jonathan, 2022  
**Ortiz, Joe**, 2012, 2014  
**Ortiz, Luis**, 2016  
 Osborne, Zach, 2012  
 Osuna, Renny, 2009-11  
*Oswalt, Roy*, 2012  
 Ottavina, Paul, 2003  
 Ozuna, Fernery, 2021-2022

## P (43)

*Padilla, Vicente*, 2007  
 Paisano, David, 2011  
 Palmquist, Cody, 2016-18  
**Palumbo, Joe**, 2018-19  
*Park, Chan Ho*, 2003-04  
 Parker, Zack, 2008  
 Parks, Adam, 2015-16, 2018  
 Parra, Luis, 2015  
 Pastornicky, Tyler, 2015 ###  
**Payano, Pedro**, 2017-19  
 Payano, Victor, 2015-16  
**Pelham, CD**, 2018-19  
 Pena, Richelson, 2016-19  
 Pena, Yenci, 2021  
*Pence, Hunter*, 2019  
 Perconte, Mike, 2011  
*Perez, Carlos*, 2018  
 Perez, David, 2016  
**Perez, Martin**, 2009-11, 13, 15, 18  
**Perez, Santiago**, 2004 ###  
 Perez, Yanio, 2018  
*Perry, Herbert*, 2003-04  
 Phillips, Tyler, 2019, 2021  
**Phillips, Zach**, 2009-10  
*Pierzynski, A.J.*, 2013  
 Pimentel, Carlos, 2010-13  
**Piña, Manny**, 2008-09  
 Pinto, Eduard, 2016  
 Piotto, Konner, 2022  
 Pirela, Jesus, 2015  
 Polley, Triston, 2022  
 Pote, Lou, 2006 ###  
 Poveda, Omar, 2006, 2009  
*Powell, Jay*, 2003  
 Powers, John, 2003  
 Prime, Correlle, 2018  
 Prince, Jared, 2012  
 Procyshen, Jordan, 2021-2022  
 Profar, Juremi, 2017-19  
**Profar, Jurickson**, 2012, 2015  
 Pucetas, Kevin, 2013  
 Puffer, Brandon, 2007-08 ###

## Q (2)

Quintana, Adam, 2015  
 Quiroz, Isaias, 2021

## R (35)

**Ragans, Cole**, 2021-2022  
 Ragsdale, Corey, 2008  
 Ramirez, Elizardo, 2010 ###  
**Ramirez, Erasmo**, 2003  
**Ramirez, Max**, 2008  
**Ramirez, Neil**, 2011-13

**Ramos, Mario**, 2003  
 Raymundo, G.J., 2004  
**Reed, Evan**, 2008, 2010  
**Regilio, Nick**, 2003  
 Restko, J.T., 2008  
 Reyes, Jimmy, 2013-14  
**Rice, Scott**, 2007  
**Richardson, Kevin**, 2005-07, 2010  
 Richman, Jason, 2016  
 Ringe, Craig, 2006  
 Rivard, Reggie, 2003  
**Roark, Tanner**, 2009-10  
 Robert, Daniel, 2021  
 Roberts, Mark, 2005  
**Robinson, Drew**, 2014-15, 2018  
 Rodebaugh, Ryan, 2012-14  
**Rodriguez, Guilder**, 2009-15  
**Rodriguez, Ricky**, 2017, 2018  
 Rodriguez, Wilfredo, 2005 ###  
 Rodriguez, Yerry, 2021  
 Rollin, Franklin, 2018-2019  
**Ross Jr., Robbie**, 2011  
*Ross, Tyson*, 2017  
 Roth, Tony, 2007  
 Rowe, Steve, 2004-07  
**Rowen, Ben**, 2013  
 Rowland, Robby, 2018  
**Rua, Ryan**, 2013-14, 2018  
**Rupe, Josh**, 2004-05, 2006

## S (50)

**Sadzeck, Connor**, 2015-17  
 Saggese, Thomas, 2022  
 Sale, Josh, 2022  
*Saltalamacchia, Jarrod*, 2009  
 Sams, Kallian, 2013  
 Sanchez, Tony, 2019 ###  
**Sardiñas, Luis**, 2013-14  
 Sarmiento, Elio, 2009-11  
*Saunders, Joe*, 2014  
 Selen, Alejandro, 2013  
 Senreiso, Juan, 2004-05  
 Serrato, Barrett, 2013  
**Scheppers, Tanner**, 2010-11, 14-16  
 Schlact, Michael, 2007-10  
 Shoemaker, Scott, 2007  
 Shortslef, Jake, 2016  
*Shouse, Brian*, 2006  
 Silva, Luis, 2016  
 Sinisi, Vincent, 2005-06  
 Skole, Jake, 2014-15  
 Slack, Ryne, 2015-18  
 Slaten, Justin, 2022  
 Smith, Chad, 2015 ###  
 Smith, Dustin, 2004-06  
 Smith, Jeff, 2003-04  
**Smith, Josh**, 2021 (INF)  
 Smith, Josh, 2022 (LHP)  
 Smith, Tim, 2009  
 Smith, Will, 2003-05  
**Smoak, Justin**, 2009  
**Smolinski, Jake**, 2014  
 Snare, Ryan, 2005 ###  
 Snodgrass, Jack, 2016  
 Snyder, Ben, 2010-11  
**Snyder, Nick**, 2021  
*Soria, Joakim*, 2013  
*Soto, Geovany*, 2014  
 Soules, Ryan, 2003  
 Speas, Alex, 2021  
**Springs, Jeffrey**, 2018  
**St. John, Locke**, 2018-2019  
 Stampler, Keith, 2003-04  
 Starr, Nick, 2022  
 Stoneburner, Davis, 2010-11  
 Stowers, Josh, 2021-2022  
 Strahm, Kellen, 2022  
**Strausborger, Ryan**, 2012-14

**Strop, Pedro**, 2009  
**Swanson, Erik**, 2015  
 Swift, Jimmy, 2011  
 Sylvester, Billy, 2004

## T (28)

Tatusko, Ryan, 2010  
 Taveras, Leody, 2019  
 Taylor, Seth, 2005  
**Teagarden, Taylor**, 2007-08, 2010  
*Teixeira, Mark*, 2004, 2007  
 Tejada, Anderson, 2021 ###  
**Telis, Tomas**, 2013-14  
 Tendler, Luke, 2017  
**Tepesch, Nick**, 2012, 2013  
 Teschner, Brett, 2013  
 Thomas, Tyler, 2021-2022  
 Thompson, Bubba, 2021  
 Thompson, Erik, 2004  
**Thompson, Jake**, 2014-15  
 Thompson, Justin, 2004-05 ###  
 Thompson, Travis, 2006  
 Tiedemann, Tai, 2021-2022  
 Tingler, Jayce, 2006  
*Tocci, Carlos*, 2018  
 Tomlin, James, 2010  
 Topa, Justin, 2018  
 Torres, Joe, 2009  
 Torres, Kevin, 2017  
 Touchet, Daniel, 2006-08  
 Tracy, Chad, 2008-09 ###  
**Trevino, Jose**, 2017-18, 2021  
 Triunfel, Alberto, 2016  
 Tufts, Tyler, 2010-13

## U (1)

Uvilia, Cole, 2021

## V (18)

Valdespina, Jose, 2015-17  
*Valdez, Ismael*, 2003  
 Valencia, Ricardo, 2015  
 Valichka, Brian, 2006  
 Vallejo, Jose, 2008-09  
 Van Hoosier, Evan, 2016  
 Van Meter, Joe, 2012-13  
*Van Poppel, Todd*, 2003  
 Vanasco, Ricky, 2022  
 Vasquez, Esmerling, 2019  
 Vasquez, Jorge, 2007  
 Vaughan, Beau, 2009  
 Vaz, Roberto, 2003  
 Vetteslon, Drew, 2017  
 Villines, Stephen, 2021  
 Vivas, Samir, 2018  
**Volquez, Edinson**, 2005, 2007, 2019  
 Votolato, Doug, 2015

## W (30)

Wagner, Tyler, 2018 ###  
 Waldron, Jeff, 2004  
 Walker, Andrew, 2006  
 Walker, Steele, 2021  
 Wallace, Shane, 2006  
 Ward, Jeremy, 2006  
 Webb, Bradford, 2022  
 Webb, Brandon, 2011 ###  
 Weber, Garrett, 2016  
 Webster, Anthony, 2006-07  
 Weems, Avery, 2022  
 Weems, Beamer, 2015  
 Wickel, Walker, 2018-2019  
 Wendzel, Davis, 2021  
 Werner, John, 2015  
 West, Kevin, 2007  
**West, Matt**, 2014  
 Whatley, Matt, 2021-2022  
**White, Bill**, 2007

Italics = Rehab assignment | Bold = Made ML debut after time with Riders | ### = Made ML debut prior to joining Riders  
 Underline = Played with Riders on rehab assignment and as a member of the active roster in same year



## RIDERS ALL-TIME ROSTER

White, Owen, 2022  
Whittleman, Johnny, 2008-10  
**Wieland, Joe**, 2011  
Wiles, Collin, 2017-19  
*Wilkerson, Brad*, 2007  
**Williams, Nick**, 2014-15  
Williams, Randy, 2007 ###  
**Wilson, C.J.**, 2003, 2005-06  
Winn, Cole, 2021  
Wiper, Cole, 2018  
Wise, J.T., 2014-15  
Wivinis, Matt, 2022  
Wolf, Ross, 2012-13 ###  
Wolff, Sam, 2016-2017  
Wolfram, Grant, 2022  
Wright, Jamey, 2007 ###

### Y (4)

Yan, Johan, 2011-12  
Yan, Ruddy, 2005-06  
**Young, Chris**, 2004  
Young, Corey, 2009-12

### Z (1)

Zaneski, Zach, 2012-14  
Zavala, Aaron, 2022

## 2003 STATISTICS

BATTERS	AVG	G	AB	R	H	2B	3B	HR	RBI	BB	SO	SB	CS	OBP	SLG	OPS
Airoso, Kurt	.247	76	235	36	58	9	3	11	38	33	68	2	2	.342	.451	.793
Beinbrink, Andy	.266	133	451	67	120	24	1	10	65	60	90	26	11	.358	.390	.748
Botts, Jason	.263	55	194	26	51	11	1	4	27	21	45	6	1	.341	.392	.733
Bourgeois, Jason	.252	55	202	28	51	5	4	4	21	16	45	3	1	.308	.376	.684
Boyd, Patrick	.194	46	160	21	31	5	3	3	9	16	39	9	3	.278	.319	.597
Burkhart, Lance	.202	40	109	12	22	6	1	4	12	17	42	0	1	.323	.385	.708
Dewey, Jason	.196	81	225	25	44	8	1	6	20	19	81	0	2	.256	.320	.576
Espada, Joe	.220	13	41	4	9	0	0	0	1	3	7	0	0	.273	.220	.492
Fleming, Ryan	.270	119	423	60	114	23	5	0	24	42	50	14	12	.339	.348	.687
Glanville, Doug	.133	4	15	2	2	0	0	0	0	1	4	0	0	.188	.133	.321
Goldbach, Jeff	.178	36	73	10	13	2	0	2	7	8	24	0	0	.259	.288	.547
Gonzalez, Adrian	.283	45	173	16	49	6	2	3	17	11	27	0	0	.326	.393	.719
Greene, Todd	.333	3	9	3	3	0	0	2	4	2	2	0	0	.455	1.000	1.455
Liniak, Cole	.214	19	56	7	12	2	0	0	8	3	10	1	2	.258	.250	.508
Martin, Ty	.190	43	121	13	23	2	1	3	10	16	30	2	1	.295	.298	.592
McDougall, Marshall	.258	110	418	61	108	16	3	13	69	43	68	18	3	.328	.404	.732
Mench, Kevin	.091	3	11	1	1	0	0	0	0	1	2	0	0	.167	.091	.258
Mensik, Todd	.208	70	197	20	41	9	0	3	14	24	46	2	2	.304	.299	.603
Meyer, Drew	.316	26	98	14	31	1	1	0	6	11	23	9	1	.385	.347	.732
Nivar, Ramon	.347	79	317	53	110	17	4	4	37	20	23	9	9	.387	.464	.851
Nix, Laynce	.284	87	335	52	95	23	0	15	63	34	68	9	2	.344	.487	.831
Ottavina, Paul	.267	75	255	29	68	9	5	3	36	27	36	12	5	.340	.376	.717
Perry, Herbert	.324	9	34	5	11	2	0	1	6	3	3	0	0	.410	.471	.881
Powers, John	.148	13	27	4	4	1	0	0	0	3	5	0	2	.233	.185	.419
Smith, Jeff	.255	31	102	5	26	2	1	1	10	6	14	1	0	.315	.324	.639
Smith, Will	.200	37	130	11	26	6	1	4	15	5	28	0	0	.226	.354	.580
Soules, Ryan	.266	73	229	33	61	13	1	7	33	28	61	0	1	.349	.424	.772
Vaz, Roberto	.000	8	14	1	0	0	0	0	0	2	1	0	0	.125	.000	.125
<b>Team Total</b>	<b>.254</b>	<b>140</b>	<b>4,654</b>	<b>619</b>	<b>1,184</b>	<b>202</b>	<b>38</b>	<b>103</b>	<b>552</b>	<b>475</b>	<b>942</b>	<b>123</b>	<b>61</b>	<b>.327</b>	<b>.381</b>	<b>.707</b>

PITCHERS	W	L	ERA	G	GS	SV	IP	H	R	ER	HR	HBP	BB	SO	WP	WHIP
Beasley, Ray	0	0	2.25	3	0	3	4.0	4	1	1	0	0	5	1	1.00	
Brink, Jim	0	0	32.40	4	0	0	3.1	14	13	12	1	4	0	0	5.40	
Burke, Erick	4	4	2.59	64	0	3	59.0	51	22	17	3	3	27	51	8	1.32
Dominguez, Juan	5	0	2.60	9	9	0	55.1	35	17	16	2	1	21	54	1	1.01
Drese, Ryan	1	1	4.00	2	2	0	9.0	10	4	4	1	2	0	8	0	1.11
Echols, Justin	1	3	4.91	8	8	0	44.0	32	25	24	5	1	26	33	3	1.32
Espada, Joe	0	0	9.00	1	0	0	1.0	1	1	1	1	0	0	0	0	1.00
Francisco, Frank	2	3	8.41	7	6	0	35.1	43	33	33	5	4	18	22	0	1.73
Fultz, Aaron	0	0	9.00	1	0	0	1.0	2	1	1	0	0	0	0	0	2.00
Gardner, Hayden	4	1	4.50	33	0	0	52.0	63	28	26	7	2	25	29	3	1.69
Graham, Tom	2	1	4.84	16	0	2	22.1	23	12	12	1	1	8	21	1	1.39
Hughes, Travis	4	8	4.99	24	10	0	74.0	81	47	41	6	5	26	58	0	1.45
Kozlowski, Ben	3	2	5.43	11	10	0	54.2	71	38	33	4	3	27	29	2	1.79
Luna, Brandon	0	0	36.00	1	0	0	1.0	1	4	4	1	1	3	1	0	4.00
Lundberg, Spke	3	5	2.48	57	0	31	65.1	63	21	18	4	4	15	57	1	1.19
Mensik, Todd	0	0	27.00	1	0	0	1.0	2	3	3	1	0	2	1	0	4.00
Moore, Darin	0	3	5.94	22	1	1	36.1	37	31	24	1	3	24	26	6	1.68
Moreno, Edwin	6	5	3.29	29	15	0	112.0	105	50	41	7	3	33	74	4	1.23
Mounce, Tony	7	1	1.43	9	7	0	50.1	41	13	8	2	1	12	31	0	1.05
Murray, A.J.	10	4	3.63	27	25	0	144.0	134	68	58	13	4	63	90	9	1.37
Park, Chan Ho	1	0	2.45	2	2	0	11.0	10	5	3	0	4	4	6	1	1.27
Powell, Jay	0	0	2.70	4	0	1	6.2	5	2	2	0	0	5	8	0	1.50
Ramirez, Erasmo	1	0	6.00	3	0	0	3.0	4	2	2	1	0	1	4	1	1.67
Ramos, Mario	8	7	3.86	19	19	0	121.1	130	59	52	9	2	28	103	1	1.30
Regilio, Nick	0	1	21.60	1	0	0	1.2	5	4	4	0	0	1	2	1	3.60
Rivard, Reggie	0	1	4.86	31	0	1	53.2	76	39	29	5	1	22	40	5	1.83
Stamler, Keith	4	6	3.75	44	0	1	69.2	69	31	29	4	7	18	37	2	1.25
Valdez, Ismael	1	2	2.03	3	3	0	13.1	12	5	3	0	0	2	6	0	1.05
Van Poppel, Todd	0	0	2.00	2	2	0	9.0	8	2	2	0	1	2	7	0	1.11
Wilson, C.J.	6	9	5.05	22	21	0	123.0	135	79	69	11	8	38	89	6	1.41
<b>Team Total</b>	<b>73</b>	<b>67</b>	<b>4.16</b>	<b>140</b>	<b>140</b>	<b>43</b>	<b>1,237.1</b>	<b>1,267</b>	<b>660</b>	<b>572</b>	<b>95</b>	<b>62</b>	<b>455</b>	<b>892</b>	<b>56</b>	<b>1.39</b>

## 2004 STATISTICS

BATTERS	AVG	G	AB	R	H	2B	3B	HR	RBI	BB	SO	SB	CS	OBP	SLG	OPS
Asadoorian, Rick	.288	81	229	28	66	14	7	3	27	13	60	9	0	.328	.450	.778
Beinbrink, Andy	.257	60	175	24	45	9	0	3	25	27	42	5	5	.354	.360	.714
Botts, Jason	.293	133	481	85	141	25	3	24	92	77	126	7	4	.399	.507	.906
Bourgeois, Jason	.255	138	530	73	135	19	7	2	58	44	81	30	10	.313	.328	.642
Boyd, Patrick	.191	68	220	27	42	7	3	7	28	20	73	5	2	.283	.345	.628
Clark, Daryl	.222	21	54	2	12	3	0	0	4	8	16	0	1	.317	.278	.595
Curry, Mike	.271	54	199	38	54	7	0	3	17	20	44	20	6	.341	.352	.693
Eldridge, Rashad	.284	108	348	64	99	16	5	2	31	50	94	14	5	.381	.376	.758
Esposito, Brian	.207	31	92	11	19	4	0	1	11	4	27	0	1	.232	.283	.515
Gonzalez, Edgar	.287	106	397	58	114	25	4	8	55	36	83	6	2	.353	.431	.784
Jordan, Brian	.158	6	19	1	3	1	0	0	0	0	6	0	0	.158	.211	.368
Kinsler, Ian	.300	71	277	51	83	21	1	9	46	32	47	7	4	.400	.480	.880
McDougall, Marshall	.315	18	73	17	23	7	0	2	14	8	12	0	0	.383	.493	.876
McKinley, Josh	.212	45	137	18	29	4	1	5	18	20	44	0	3	.321	.365	.686
Meadows, Tydus	.285	99	344	55	98	20	2	18	69	47	72	3	1	.380	.512	.892
Mench, Kevin	.313	4	16	3	5	0	0	1	1	1	0	0	0	.353	.500	.853
Meyer, Drew	.241	59	232	35	56	6	2	2	13	22	43	4	2	.309	.310	.619
Mosquera, Julio	.310	31	116	23	36	4	0	8	36	9	17	0	0	.375	.552	.927
Nix, Laynce	.269	7	26	2	7	1	0	0	2	1	10	0	1	.296	.308	.604
Perez, Santiago	.387	28	111	28	43	11	4	5	19	11	30	4	3	.452	.694	1.145
Perry, Herbert	.414	8	29	4	12	3	0	0	4	3	7	0	0	.455	.517	.972
Raymundo, G.J.	.288	19	52	5	15	0	2	1	15	5	11	0	1	.373	.423	.796
Senreiso, Juan	.348	11	46	7	16	1	1	2	5	2	7	0	1	.375	.543	.918
Smith, Dustin	.081	16	37	2	3	0	0	0	2	2	11	0	0	.128	.081	.209
Smith, Jeff	.330	69	221	23	73	15	0	3	28	20	32	0	0	.389	.439	.828
Smith, Will	.283	87	315	48	89	19	3	8	57	21	46	6	5	.328	.438	.767
Teixeira, Mark	.000	1	3	0	0	0	0	0	0	0	1	0	0	.250	.000	.250
Waldron, Jeff	.317	12	41	4	13	1	0	0	4	2	8	0	0	.378	.341	.719
<b>Team Total</b>	<b>.276</b>	<b>140</b>	<b>4,820</b>	<b>736</b>	<b>1,331</b>	<b>243</b>	<b>45</b>	<b>117</b>	<b>681</b>	<b>505</b>	<b>1,050</b>	<b>120</b>	<b>57</b>	<b>.352</b>	<b>.418</b>	<b>.770</b>

PITCHERS	W	L	ERA	G	GS	SV	IP	H	R	ER	HR	HB	BB	SO	WP	WHIP
Andrew, Jason	3	0	3.31	24	2	1	49.0	46	22	18	7	2	21	36	7	1.37
Beasley, Ray	3	0	3.00	42	0	8	51.0	43	22	17	4	0	17	43	2	1.18
Benoit, Joaquin	0	0	0.00	1	1	0	2.0	0	0	0	0	0	0	6	0	0.00
Bierbrodt, Nick	1	2	4.68	5	5	0	25.0	29	14	13	1	3	11	21	2	1.60
Brocaill, Doug	0	0	2.08	1	1	0	4.1	2	1	1	1	0	0	6	0	0.46
Burke, Erick	4	2	1.77	25	0	0	40.2	32	11	8	2	2	20	35	2	1.28
Callaway, Mickey	2	0	0.00	2	2	0	12.0	3	0	0	0	0	4	9	0	0.58
Dickey, R.A.	1	1	1.98	4	4	0	13.2	16	5	3	0	0	1	9	0	1.24
Dittfurth, Ryan	0	0	12.60	3	0	0	5.0	8	7	7	1	3	6	4	1	2.80
Dominguez, Juan	0	0	1.08	3	2	0	8.1	4	1	1	0	0	1	11	0	0.60
Francisco, Frank	1	3	2.55	15	0	6	17.2	7	6	5	1	2	10	30	4	0.96
Gardner, Hayden	1	0	9.00	9	0	0	13.0	14	14	13	2	2	12	8	1	2.00
Hogan, Gary	0	0	0.00	2	0	0	4.0	1	0	0	0	0	3	3	0	1.00
Hudgins, John	5	3	3.13	12	12	0	69.0	57	29	24	12	4	18	64	0	1.09
Hughes, Travis	3	6	3.73	40	0	7	62.2	63	34	26	4	1	33	66	6	1.53
Jimenez, Kelvin	3	5	4.53	26	21	0	129.0	135	76	65	13	7	67	101	12	1.57
Keller, Kris	1	0	7.79	14	0	1	17.1	25	15	15	2	1	4	13	0	1.67
Kozlowski, Ben	3	2	4.89	8	7	1	38.2	38	25	21	5	0	20	23	0	1.50
Loe, Kameron	7	7	3.10	19	19	0	113.1	122	42	39	5	6	29	97	5	1.33
Marcano, Luis	2	2	5.46	18	0	0	29.2	33	19	18	1	3	17	14	2	1.69
Masset, Nick	1	0	1.80	2	1	0	10.0	8	2	2	0	2	4	8	1	1.20
Moreno, Edwin	5	6	6.04	18	13	0	70.0	90	51	47	8	4	18	37	6	1.54
Narron, Sam	6	0	2.36	13	8	0	53.1	56	23	14	6	0	10	27	0	1.24
Nelson, Jeff	0	0	2.45	3	3	0	3.2	2	1	1	0	1	1	3	0	0.82
Park, Chan Ho	0	2	8.74	2	2	0	11.1	16	11	11	1	0	5	5	0	1.85
Rowe, Steve	8	2	3.59	54	0	3	82.2	63	38	33	12	5	34	72	8	1.17
Rupe, Josh	2	2	4.38	7	6	0	37.0	41	23	18	5	5	16	16	2	1.54
Stamler, Keith	0	0	0.00	4	0	0	9.1	4	0	0	0	0	2	7	0	0.64
Sylvester, Billy	4	1	2.34	30	0	12	42.1	21	14	11	4	3	22	62	6	1.02
Thompson, Erik	6	6	2.98	15	15	0	90.2	78	35	30	10	2	14	65	0	1.02
Thompson, Justin	3	2	2.61	23	0	0	38.0	35	19	11	3	2	11	26	1	1.21
Waldron, Jeff	0	0	18.00	1	0	0	1.0	3	2	2	0	0	1	0	0	4.00
Young, Chris	6	5	4.48	18	18	0	88.1	94	48	44	9	5	31	75	4	1.42
<b>Team Total</b>	<b>81</b>	<b>59</b>	<b>3.74</b>	<b>140</b>	<b>140</b>	<b>39</b>	<b>1,242.2</b>	<b>1,186</b>	<b>608</b>	<b>516</b>	<b>119</b>	<b>65</b>	<b>462</b>	<b>1,004</b>	<b>72</b>	<b>1.33</b>



## 2005 STATISTICS

BATTERS	AVG	G	AB	R	H	2B	3B	HR	RBI	BB	SO	SB	CS	OBP	SLG	OPS
Abruzzo, Jared	.209	46	153	17	32	4	0	4	13	19	51	0	1	.299	.314	.613
Arias, Joaquin	.315	120	499	65	157	23	8	5	56	17	46	20	10	.335	.423	.757
Brewer, Jace	.292	75	264	39	77	13	1	2	22	15	43	8	5	.330	.371	.701
Cleveland, Jeremy	.253	60	198	31	50	9	0	0	13	31	45	2	1	.355	.298	.653
Coughlan, Cameron	.262	76	252	36	66	12	2	3	26	43	48	17	10	.371	.361	.732
Eldridge, Rashad	.342	11	38	10	13	7	0	0	10	12	10	2	1	.519	.526	1.046
Esposito, Brian	.228	38	136	12	31	7	0	0	5	7	33	1	0	.276	.279	.555
Fox, Adam	.255	46	149	23	38	5	1	4	26	19	29	3	0	.349	.383	.731
Gold, Nate	.228	23	79	9	18	3	0	0	11	3	16	0	0	.274	.266	.540
Hart, Jason	.246	128	480	59	118	28	1	21	77	40	103	0	1	.313	.440	.752
Higashi, Jonathan	.000	1	3	0	0	0	0	0	0	0	1	0	0	.000	.000	.000
Larson, Brandon	.289	34	135	20	39	10	0	7	34	9	33	0	0	.353	.519	.872
Matthews, Gary	.400	1	5	0	2	0	0	0	1	0	1	0	0	.400	.400	.800
Mehl, Truan	.000	2	2	0	0	0	0	0	0	0	2	0	0	.000	.000	.000
Meyer, Drew	.321	83	321	49	103	14	4	3	45	26	55	12	2	.372	.417	.789
Nickeas, Mike	.202	68	242	22	49	7	1	5	24	20	43	1	1	.263	.302	.565
Richardson, Kevin	.305	18	59	12	18	4	0	2	11	6	23	0	1	.406	.475	.880
Senreiso, Juan	.284	132	497	54	141	25	5	5	35	45	125	16	8	.345	.384	.729
Sinisi, Vince	.258	65	248	27	64	9	0	4	29	15	39	4	4	.300	.343	.643
Smith, Dustin	.238	20	63	11	15	4	0	1	5	3	7	0	0	.284	.349	.633
Smith, Will	.227	40	154	18	35	8	2	5	20	10	34	0	0	.273	.403	.675
Taylor, Seth	.258	108	414	41	107	21	1	13	66	21	65	2	5	.298	.408	.706
Yan, Ruddy	.300	116	483	77	145	15	5	3	45	47	38	41	11	.366	.371	.736
<b>Team Total</b>	<b>.270</b>	<b>141</b>	<b>4,875</b>	<b>632</b>	<b>1,318</b>	<b>228</b>	<b>31</b>	<b>87</b>	<b>574</b>	<b>408</b>	<b>891</b>	<b>129</b>	<b>61</b>	<b>.330</b>	<b>.383</b>	<b>.714</b>

PITCHERS	W	L	ERA	G	GS	SV	IP	H	R	ER	HR	HB	BB	SO	WP	WHIP	AVG
Bazzell, Shane	4	5	4.87	35	8	2	98.0	117	56	53	11	1	27	60	1	1.47	.301
Burcie, Jarrad	0	0	11.57	1	0	0	2.1	3	3	3	1	0	1	2	0	1.71	.300
Chavez, Jesse	4	3	5.68	31	0	1	57.0	71	43	36	10	2	25	27	7	1.68	.316
Crabtree, Tim	2	0	0.66	11	0	1	13.2	10	4	1	0	0	4	10	0	1.02	.189
Danks, John	4	10	5.49	18	17	0	98.1	117	66	60	12	5	34	85	3	1.54	.297
Diamond, Thomas	5	4	5.35	14	14	0	69.0	66	44	41	8	4	38	68	10	1.51	.249
Dominguez, Juan	2	0	2.63	15	2	2	37.2	30	14	11	4	1	9	31	4	1.04	.216
Feldman, Scott	1	2	2.36	46	0	14	61.0	43	18	16	3	0	23	41	4	1.08	.202
Francisco, Frank	0	1	8.10	4	3	0	3.1	4	6	3	0	0	2	3	1	1.80	.333
Hudgins, John	1	2	4.67	3	2	0	17.1	15	9	9	1	2	8	11	0	1.33	.231
Jimenez, Kelvin	0	0	3.46	6	0	2	13.0	12	5	5	0	2	6	12	2	1.38	.261
Karsay, Steve	1	2	3.64	19	0	0	29.2	29	18	12	2	0	6	30	1	1.18	.248
Littleton, Wes	2	3	3.97	48	0	3	81.2	93	37	36	9	3	24	71	3	1.43	.293
Lorenzo, Matt	3	5	7.14	10	9	0	46.2	71	39	37	9	1	22	28	1	1.99	.353
Mahay, Ron	1	3	7.78	5	5	0	19.2	24	19	17	3	2	9	20	1	1.68	.300
Marcano, Luis	0	1	6.06	10	0	0	16.1	17	12	11	6	0	10	6	1	1.65	.270
Masset, Nick	7	12	6.18	29	27	0	157.1	197	124	108	19	9	61	105	9	1.64	.313
Montero, Agustín	2	4	5.46	40	0	2	61.0	64	40	37	9	2	33	69	10	1.59	.263
Murray, A.J.	4	4	3.26	11	10	0	58.0	62	27	21	3	1	15	49	1	1.33	.284
Roberts, Mark	2	1	4.26	10	0	2	19.0	16	9	9	2	3	5	14	3	1.11	.229
Rodriguez, Wilfredo	4	5	3.80	12	12	0	68.2	59	34	29	5	7	31	64	3	1.31	.239
Rowe, Steve	1	2	6.14	18	0	1	29.1	40	22	20	4	0	6	15	3	1.57	.339
Rupe, Josh	4	3	3.74	11	10	0	65.0	64	29	27	7	4	26	55	3	1.38	.261
Snare, Ryan	1	1	0.79	9	0	0	11.1	5	1	1	0	0	5	11	1	0.88	.132
Thompson, Justin	2	0	2.84	12	0	2	12.2	14	5	4	1	0	2	11	0	1.26	.269
Volquez, Edinson	1	5	4.14	10	10	0	58.2	58	29	27	6	1	17	49	1	1.28	.258
Wilson, C.J.	0	4	4.43	12	12	0	44.2	51	32	22	7	3	14	43	0	1.46	.290
<b>Team Total</b>	<b>58</b>	<b>82</b>	<b>4.70</b>	<b>141</b>	<b>141</b>	<b>32</b>	<b>1,250.1</b>	<b>1,352</b>	<b>745</b>	<b>653</b>	<b>142</b>	<b>53</b>	<b>463</b>	<b>990</b>	<b>73</b>	<b>1.45</b>	<b>.279</b>

## 2006 STATISTICS

BATTERS	AVG	G	AB	R	H	2B	3B	HR	RBI	BB	SO	SB	CS	OBP	SLG	OPS
Baldiris, Aarom	.307	25	88	14	27	8	0	2	11	4	8	2	3	.371	.466	.837
Benjamin, Casey	.283	91	329	48	93	21	2	7	46	34	56	4	3	.349	.422	.771
Blalock, Jake	.266	110	376	37	100	19	0	7	41	40	85	8	3	.339	.372	.711
Botts, Jason	.125	5	16	3	2	0	0	0	2	3	3	0	0	.250	.125	.375
Brewer, Jace	.263	5	19	0	5	1	0	0	1	3	4	1	1	.375	.316	.691
Cruz, Enrique	.270	76	281	32	76	17	1	3	32	19	82	8	6	.323	.370	.694
Fasano, Jim	.244	96	365	48	89	27	0	8	55	31	93	2	0	.308	.384	.692
Fox, Adam	.269	9	26	3	7	2	2	1	5	1	5	0	0	.296	.615	.912
Gold, Nate	.292	120	452	74	132	27	1	34	103	55	85	3	4	.376	.582	.958
Grayson, Luke	.233	55	176	24	41	11	0	4	20	14	43	7	4	.305	.364	.668
Harrison, Ben	.282	42	163	27	46	8	1	8	27	10	32	6	1	.341	.491	.832
Hulett, Tug	.308	48	185	36	57	8	4	0	15	31	36	9	2	.405	.395	.799
Mahar, Kevin	.267	127	505	82	135	38	2	20	82	33	110	13	7	.319	.469	.789
Metcalfe, Travis	.221	121	425	51	94	16	2	8	37	45	112	9	7	.298	.325	.622
Morrissey, Adam	.313	54	208	22	65	13	1	5	29	25	47	2	2	.387	.457	.844
Nickeas, Mike	.248	39	113	15	28	7	0	2	15	21	22	1	1	.382	.363	.745
Richardson, Kevin	.271	93	303	54	82	12	3	17	47	33	95	4	1	.358	.498	.857
Ringe, Craig	.205	23	73	7	15	4	1	0	5	6	16	2	0	.275	.288	.563
Sinisi, Vince	.309	18	68	9	21	2	1	0	9	6	11	2	2	.373	.368	.741
Smith, Dustin	.200	19	60	3	12	0	0	0	2	2	11	0	0	.234	.200	.434
Tingler, Jayce	.227	25	97	10	22	0	0	0	6	8	9	4	2	.306	.227	.532
Valichka, Brian	.400	3	10	2	4	0	0	0	1	0	1	0	0	.400	.400	.800
Webster, Anthony	.310	59	216	37	67	10	4	5	19	18	25	3	5	.364	.463	.827
Yan, Ruddy	.257	49	202	33	52	7	1	0	17	18	24	11	5	.320	.302	.622
<b>Team Total</b>	<b>.267</b>	<b>140</b>	<b>4,756</b>	<b>671</b>	<b>1,272</b>	<b>258</b>	<b>26</b>	<b>131</b>	<b>627</b>	<b>460</b>	<b>1,015</b>	<b>101</b>	<b>59</b>	<b>.339</b>	<b>.415</b>	<b>.754</b>

PITCHERS	W	L	ERA	G	GS	SV	IP	H	R	ER	HR	HB	BB	SO	WP	WHIP	AVG
Alfonseca, Antonio	0	0	0.00	1	0	0	1.0	0	0	0	0	0	0	0	0	0.00	.000
Benjamin, Casey	0	0	13.50	2	0	0	1.1	2	2	2	0	0	1	1	0	2.25	.333
Bumstead, Michael	1	2	1.81	33	0	5	54.2	39	13	11	0	1	20	56	3	1.08	.199
Carlson, Jesse	6	5	4.66	43	0	3	58.0	65	39	30	7	5	18	45	0	1.43	.274
Castro, Fabio	0	1	1.98	5	4	0	13.2	14	7	3	1	0	8	10	1	1.61	.259
Chavez, Jesse	2	5	4.42	38	0	4	59.0	54	33	29	5	2	28	70	7	1.39	.245
Corey, Bryan	1	0	2.08	13	0	7	17.1	16	7	4	0	2	6	19	1	1.27	.242
Danks, John	5	4	4.15	13	13	0	69.1	74	38	32	11	2	22	82	3	1.38	.273
Diamond, Thomas	12	5	4.24	27	27	0	129.1	104	65	61	14	4	78	145	9	1.41	.219
Diaz, Jose	2	0	1.29	8	4	0	28.0	16	5	4	0	3	20	29	3	1.29	.174
Eaton, Adam	0	0	1.42	2	2	0	6.1	7	1	1	0	1	1	5	0	1.26	.269
Francisco, Frank	0	0	1.84	13	0	0	14.2	10	3	3	1	0	4	22	1	0.95	.189
Galaraga, Armando	1	6	5.49	9	9	0	41.0	56	34	25	5	6	13	38	1	1.68	.327
Haigwood, Daniel	1	2	3.63	12	12	0	62.0	66	29	25	4	1	44	57	3	1.77	.280
Hurley, Eric	3	1	1.95	6	6	0	37.0	21	9	8	4	3	11	31	0	0.86	.168
Ingram, Jesse	3	2	5.21	15	0	4	19.0	20	13	11	2	1	5	22	1	1.32	.274
Jensen, Ryan	2	4	5.94	11	8	0	50.0	62	37	33	6	4	13	37	4	1.50	.295
Kometani, Kea	8	5	4.69	17	16	0	88.1	95	50	46	4	4	33	77	3	1.45	.275
Littleton, Wes	3	0	0.66	17	0	3	27.1	13	3	2	1	2	7	25	1	0.73	.137
Loe, Kameron	0	1	5.14	2	2	0	7.0	8	5	4	1	0	4	4	0	1.71	.286
Masset, Nick	2	2	2.06	8	8	0	48.0	38	16	11	0	2	20	40	4	1.21	.213
Mathis, Doug	0	0	3.60	2	2	0	10.0	14	5	4	0	1	5	10	0	1.90	.326
Mendoza, Luis	2	4	7.75	7	7	0	38.1	55	33	33	2	2	11	21	7	1.72	.333
Pote, Lou	3	2	5.04	17	1	0	30.1	33	17	17	3	0	15	24	4	1.58	.287
Poveda, Omar	0	1	1.80	1	1	0	5.0	4	2	1	0	0	5	1	0	1.80	.222
Rowe, Steve	5	5	5.53	45	3	0	83.0	95	59	51	14	7	33	67	3	1.54	.288
Rupe, Josh	0	0	10.50	6	0	0	6.0	7	7	7	2	0	4	3	0	1.83	.280
Shouse, Brian	0	0	0.00	2	0	0	2.0	2	0	0	0	0	1	1	0	1.50	.286
Thompson, Travis	1	0	2.31	6	0	0	11.2	15	3	3	1	1	1	4	0	1.37	.326
Touchet, Daniel	3	4	5.07	34	0	2	65.2	78	38	37	6	5	18	45	6	1.46	.297
Walker, Andrew	4	4	5.81	20	15	0	93.0	119	67	60	21	4	21	52	2	1.51	.306
Wallace, Shane	0	1	10.57	7	0	0	7.2	12	9	9	1	3	5	4	0	2.22	.353
Ward, Jeremy	2	2	4.35	30	0	2	49.2	51	26	24	5	2	16	46	3	1.35	.270
Wilson, C.J.	0	0	2.70	4	0	0	3.1	3	1	1	0	0	2	6	1	1.50	.231
<b>Team Total</b>	<b>72</b>	<b>68</b>	<b>4.30</b>	<b>140</b>	<b>140</b>	<b>30</b>	<b>1,238.0</b>	<b>1,268</b>	<b>676</b>	<b>591</b>	<b>121</b>	<b>68</b>	<b>493</b>	<b>1,099</b>	<b>71</b>	<b>1.42</b>	<b>.264</b>



## 2007 STATISTICS

BATTERS	AVG	G	AB	R	H	2B	3B	HR	RBI	BB	SO	SB	CS	OBP	SLG	OPS
Benjamin, Casey	.243	131	469	73	114	25	5	10	54	72	72	8	1	.346	.382	.728
Berkery, Thomas	.167	7	24	1	4	0	0	0	1	1	6	0	0	.192	.167	.359
Blalock, Jake	.170	16	47	3	8	1	1	0	9	4	11	0	0	.241	.234	.475
Boggs, Brandon	.266	104	354	69	94	21	4	19	55	70	103	10	4	.385	.508	.893
Catalanotto, Frank	.000	1	4	1	0	0	0	0	0	1	2	0	0	.200	.000	.200
Davis, Chris	.294	30	109	21	32	7	0	12	25	13	27	0	0	.371	.688	1.059
Donovan, Todd	.254	16	63	11	16	1	2	0	5	9	10	6	3	.356	.333	.689
Duran, German	.300	130	480	81	144	32	5	22	84	34	77	11	2	.352	.525	.877
Fasano, Jim	.284	69	236	27	67	14	1	9	39	18	38	0	0	.332	.466	.798
Fox, Adam	.277	80	274	38	76	12	3	6	28	19	54	5	4	.333	.409	.742
Frostad, Emerson	.241	90	307	39	74	13	1	13	44	33	83	3	1	.320	.417	.737
Furtado, Micah	.484	10	31	5	15	3	0	1	5	2	1	1	1	.529	.677	1.207
Hairston Jr., Jerry	.167	3	12	2	1	0	1	0	1	2	0	3	0	.167	.500	.667
Harrison, Ben	.160	8	25	3	4	0	0	1	1	4	8	0	0	.300	.280	.580
Mahar, Kevin	.242	25	91	14	22	2	1	3	14	11	23	3	0	.361	.385	.746
Manriquez, Solomon	.275	71	247	34	68	12	0	16	53	25	56	0	1	.341	.518	.859
Mayberry, John	.241	69	245	35	59	10	0	14	38	20	62	7	1	.307	.453	.760
Metcalfe, Travis	.280	55	200	38	56	18	0	7	34	21	44	2	1	.345	.475	.820
Murphy, Steven	.277	130	488	70	135	33	3	11	66	28	103	5	4	.319	.424	.743
Richardson, Kevin	.222	91	320	42	71	8	0	14	45	25	85	0	2	.294	.378	.672
Roth, Tony	.139	22	36	5	5	2	0	0	1	3	9	0	0	.205	.194	.400
Teagarden, Taylor	.294	29	102	19	30	3	0	7	16	10	39	0	0	.357	.529	.886
Teixeira, Mark	.000	1	2	0	0	0	0	0	0	2	0	0	0	.500	.000	.500
Webster, Anthony	.277	105	411	66	114	25	3	8	39	21	55	30	11	.320	.411	.731
West, Kevin	.297	11	37	5	11	1	0	2	6	4	8	0	0	.372	.486	.859
Wilkerson, Brad	.200	3	10	3	2	1	0	0	0	4	1	0	0	.429	.300	.729
<b>Team Total</b>	<b>.264</b>	<b>140</b>	<b>4,624</b>	<b>705</b>	<b>1,223</b>	<b>245</b>	<b>29</b>	<b>176</b>	<b>664</b>	<b>454</b>	<b>980</b>	<b>91</b>	<b>36</b>	<b>.335</b>	<b>.444</b>	<b>.779</b>

PITCHERS	W	L	ERA	G	GS	SV	IP	H	R	ER	HR	HB	BB	SO	WP	WHIP	AVG
Baker, Chris	0	2	4.61	3	3	0	13.2	10	7	7	3	1	6	9	0	1.17	.200
Batista, Kendy	0	1	7.20	1	1	0	5.0	5	5	4	0	0	3	5	1	1.60	.278
Butstead, Michael	1	0	8.10	6	0	1	6.2	6	6	6	0	1	4	8	1	1.50	.240
Chenard, Ken	3	8	6.42	34	8	2	68.2	78	50	49	10	7	44	90	11	1.78	.283
Farnum, Matt	3	2	4.50	15	0	0	20.0	18	11	10	1	1	12	15	2	1.50	.247
Fox, Adam	0	0	0.00	1	0	0	1.0	0	0	0	0	0	0	0	0	0.00	.000
Frostad, Emerson	0	0	9.00	2	0	0	2.0	2	2	2	1	0	0	0	0	1.00	.250
Gagne, Eric	0	1	3.38	3	2	0	2.2	2	1	1	1	0	1	3	0	1.13	.200
Galaraga, Armando	9	6	4.02	23	22	0	127.2	122	58	57	14	12	47	114	4	1.32	.255
Garr, Brennan	0	0	2.57	6	0	0	7.0	8	4	2	0	1	10	5	2	2.57	.267
Herrera, Danny	5	2	3.78	34	0	0	52.1	43	24	22	3	3	20	64	2	1.20	.232
Hurley, Eric	7	2	3.25	15	14	0	88.2	71	39	32	13	4	27	76	2	1.11	.219
Ingram, Jesse	3	1	4.21	56	0	26	62.0	43	31	29	10	3	28	70	3	1.15	.191
Knippschild, Ryan	0	1	3.38	1	0	0	2.2	4	2	1	0	0	2	1	0	2.25	.308
Kometani, Kea	3	4	4.27	39	6	8	78.0	82	41	37	3	9	29	70	4	1.42	.268
Loe, Kameron	0	0	6.00	1	1	0	3.0	1	3	2	0	0	5	1	0	2.00	.100
Mahay, Ron	0	0	0.00	3	0	0	4.2	5	2	0	0	0	1	4	0	1.29	.263
Mathis, Doug	11	7	3.76	22	22	0	131.2	140	59	55	7	5	40	92	3	1.37	.276
Mendoza, Luis	15	4	3.93	26	25	0	148.2	145	75	65	11	10	48	93	10	1.30	.255
Millwood, Kevin	0	0	0.00	1	1	0	5.0	1	0	0	0	0	1	3	0	0.40	.063
Padilla, Vicente	0	1	5.73	5	5	0	11.0	11	7	7	1	0	8	11	1	1.73	.262
Puffer, Brandon	3	3	3.20	51	0	1	64.2	61	27	23	6	3	21	48	2	1.27	.245
Rice, Scott	0	0	0.00	1	0	0	2.0	4	0	0	0	0	0	0	0	2.00	.444
Rowe, Steve	0	0	2.61	4	2	0	10.1	6	3	3	0	2	2	5	1	0.77	.167
Schlact, Michael	3	3	5.08	6	6	0	33.2	36	20	19	6	3	8	23	2	1.31	.267
Shoemaker, Scott	6	2	4.27	20	9	0	78.0	71	38	37	12	1	32	47	3	1.32	.245
Touchet, Daniel	0	0	3.86	4	0	0	4.2	8	3	2	0	0	2	2	0	2.14	.364
Vasquez, Jorge	2	3	4.20	27	1	0	45.0	36	25	21	6	4	32	57	4	1.51	.218
Volquez, Edinson	8	1	3.55	11	11	0	58.1	46	23	23	9	2	19	62	1	1.11	.212
White, Bill	2	0	4.44	43	0	2	48.2	48	26	24	4	7	26	64	7	1.52	.253
Williams, Randy	1	1	7.89	16	0	1	21.2	32	20	19	5	2	7	12	2	1.80	.348
Wright, Jamey	0	0	4.50	1	1	0	4.0	6	2	2	0	0	2	0	0	1.50	.353
<b>Team Total</b>	<b>85</b>	<b>55</b>	<b>4.15</b>	<b>140</b>	<b>140</b>	<b>41</b>	<b>1,213.0</b>	<b>1,151</b>	<b>614</b>	<b>560</b>	<b>126</b>	<b>81</b>	<b>485</b>	<b>1,056</b>	<b>68</b>	<b>1.35</b>	<b>.250</b>



## 2008 STATISTICS

BATTERS	AVG	G	AB	R	H	2B	3B	HR	RBI	BB	SO	SB	CS	OBP	SLG	OPS
Andrus, Elvis	.295	118	482	82	142	19	2	4	65	38	91	54	16	.350	.367	.717
Benjamin, Casey	.263	22	76	12	20	2	1	2	5	8	16	3	1	.333	.395	.728
Berkery, Thomas	.230	80	256	35	59	14	4	4	26	33	65	1	4	.323	.363	.686
Blalock, Hank	.421	6	19	5	8	3	0	0	4	4	5	1	0	.522	.579	1.101
Borbon, Julio	.337	60	255	40	86	12	2	5	22	14	32	17	11	.380	.459	.838
Davis, Chris	.333	46	186	43	62	14	0	13	42	13	44	5	1	.376	.618	.995
Fox, Adam	.234	95	321	45	75	12	3	7	42	32	67	7	0	.310	.355	.665
Frostad, Emerson	.260	93	335	50	87	25	3	6	40	36	78	4	3	.330	.406	.736
Gentry, Craig	.276	76	301	43	83	17	0	4	33	17	55	16	8	.333	.372	.705
Gradoville, Tim	.194	35	108	11	21	2	0	1	11	5	33	1	0	.241	.241	.482
Harrigan, Hunter	.000	4	13	0	0	0	0	0	0	0	10	0	0	.000	.000	.000
Harrison, Ben	.300	91	340	66	102	23	0	17	66	42	99	18	2	.385	.518	.903
Majewski, Dustin	.286	125	430	70	123	32	4	10	72	82	82	8	6	.403	.449	.852
Mayberry, John	.268	21	82	16	22	8	0	4	13	4	21	4	1	.322	.512	.834
Murphy, Steven	.262	129	508	84	133	35	9	20	87	36	125	15	3	.311	.484	.795
Piña, Manny	.275	23	80	7	22	7	0	0	9	5	12	1	0	.330	.363	.692
Ragsdale, Corey	.217	68	203	33	44	10	4	5	32	28	63	9	1	.322	.379	.702
Ramirez, Max	.354	69	243	49	86	16	2	17	50	37	56	2	2	.450	.646	1.096
Restko, J.T.	.193	27	88	6	17	1	0	1	7	8	23	1	0	.265	.239	.504
Teagarden, Taylor	.169	16	59	6	10	2	0	2	6	8	23	1	0	.279	.305	.584
Tracy, Chad	.344	24	93	15	32	3	0	4	15	7	18	2	0	.386	.505	.892
Vallejo, Jose	.297	64	259	34	77	15	2	2	31	15	45	15	1	.341	.394	.734
Whittleman, Johnny	.258	9	31	6	8	2	0	1	5	8	9	0	0	.410	.419	.830
<b>Team Total</b>	<b>.277</b>	<b>140</b>	<b>4,768</b>	<b>758</b>	<b>1,319</b>	<b>274</b>	<b>36</b>	<b>129</b>	<b>683</b>	<b>480</b>	<b>1,072</b>	<b>185</b>	<b>60</b>	<b>.348</b>	<b>.430</b>	<b>.779</b>

PITCHERS	W	L	ERA	G	GS	SV	IP	H	R	ER	HR	HB	BB	SO	WP	WHIP	AVG
Ballard, Mike	8	3	4.02	17	16	0	96.1	113	46	43	3	1	34	72	6	1.53	.297
Bannister, John	1	0	4.56	11	3	1	25.2	26	14	13	1	5	22	15	2	1.87	.274
Batista, Kendy	2	2	3.91	17	0	2	25.1	26	13	11	0	4	12	24	0	1.50	.265
Benoit, Joaquin	0	0	16.20	3	1	0	1.2	4	3	3	0	1	4	2	2	4.80	.500
Diamond, Thomas	3	3	6.20	12	11	0	53.2	54	39	37	3	6	37	47	2	1.70	.267
Diaz, J.B.	1	1	2.60	17	0	0	27.2	19	10	8	1	2	7	23	0	0.94	.192
Diaz, Jose	1	0	3.95	8	0	4	13.2	10	6	6	1	0	11	13	1	1.54	.208
Dittler, Jake	1	2	8.64	8	4	0	25.0	40	26	24	4	1	15	12	2	2.20	.370
Feldman, Scott	2	0	4.26	2	2	0	12.2	11	6	6	0	2	2	4	0	1.03	.229
Feliz, Neftali	4	3	2.98	10	10	0	45.1	34	16	15	1	2	23	47	2	1.26	.217
Fox, Adam	0	0	0.00	1	0	0	1.0	0	0	0	0	0	0	0	0	0.00	.000
Gabbard, Kason	0	0	2.25	1	1	0	4.0	1	1	1	0	0	3	6	0	1.00	.077
Garr, Brennan	2	1	3.89	32	0	7	44.0	44	21	19	2	4	26	54	5	1.59	.263
Gonzalez, Alfredo	5	2	4.78	36	0	2	75.1	88	44	40	9	3	20	61	5	1.43	.293
Gordon, Brian	2	0	0.00	15	0	3	22.0	9	1	0	0	0	4	18	2	0.59	.122
Hamilton, Clayton	1	3	5.14	20	0	1	35.0	34	25	20	5	1	13	16	1	1.34	.250
Harrison, Matt	3	2	3.33	9	9	0	46.0	49	23	17	3	0	14	35	0	1.37	.263
Hodges, Trey	8	8	5.76	26	18	0	104.2	113	72	67	15	13	52	75	7	1.58	.280
Holland, Derek	3	0	0.69	4	4	0	26.0	14	4	2	0	0	6	29	0	0.77	.163
Hunter, Tommy	4	2	3.78	8	8	0	52.1	52	24	22	5	3	17	28	2	1.32	.267
Hurley, Eric	1	0	0.00	1	1	0	7.1	4	0	0	0	0	1	2	0	0.68	.174
Hyatt, Jared	4	3	3.53	9	9	0	51.0	47	25	20	3	2	14	45	1	1.20	.239
Jones, Beau	2	1	4.02	11	0	0	15.2	11	7	7	2	0	9	15	2	1.28	.200
Laughter, Andrew	2	3	4.80	30	0	9	45.0	40	26	24	3	0	21	36	3	1.36	.237
Lee, Derek	1	3	5.40	5	5	0	28.1	32	18	17	5	1	8	16	2	1.41	.288
Madrigal, Warner	1	0	1.72	14	0	10	15.2	11	4	3	1	0	8	18	1	1.21	.200
Mendoza, Luis	0	0	6.75	1	1	0	1.1	1	2	1	0	0	2	1	1	2.25	.167
Michalak, Chris	1	1	5.40	16	0	0	20.0	22	15	12	3	1	10	8	3	1.60	.289
Millwood, Kevin	0	1	2.25	1	1	0	4.0	5	2	1	0	0	2	6	0	1.75	.313
Parker, Zack	3	1	3.39	27	9	0	74.1	68	32	28	2	2	41	58	5	1.47	.246
Puffer, Brandon	8	0	3.90	39	0	1	67.0	76	35	29	6	3	16	47	0	1.37	.289
Reed, Evan	1	0	0.00	1	1	0	5.0	4	0	0	0	0	3	0	0	0.80	.222
Schlact, Michael	7	11	5.23	26	26	0	149.2	172	95	87	12	5	66	71	7	1.59	.292
Touchet, Daniel	2	0	6.86	16	0	0	19.2	23	19	15	3	2	17	19	0	2.03	.291
<b>Team Total</b>	<b>84</b>	<b>56</b>	<b>4.34</b>	<b>140</b>	<b>140</b>	<b>40</b>	<b>1,241.1</b>	<b>1,257</b>	<b>674</b>	<b>598</b>	<b>93</b>	<b>64</b>	<b>537</b>	<b>926</b>	<b>64</b>	<b>1.45</b>	<b>.265</b>



## 2009 STATISTICS

BATTERS	AVG	G	AB	R	H	2B	3B	HR	RBI	BB	SO	SB	CS	OBP	SLG	OPS
Beltre, Engel	.071	4	14	1	1	1	0	0	1	0	2	1	0	.133	.143	.276
Fox, Adam	.286	81	294	45	84	10	2	18	47	22	66	6	3	.344	.517	.861
Frostad, Emerson	.295	13	44	13	13	2	1	3	8	13	9	0	0	.456	.591	1.047
Gaetti, Joe	.158	8	19	4	3	0	0	0	1	6	6	0	0	.346	.158	.504
Gentry, Craig	.303	127	512	100	155	21	7	8	53	49	64	49	6	.378	.418	.796
Gradoville, Chris	.227	54	181	13	41	5	0	1	15	4	30	0	0	.253	.271	.523
Greene, Jonathan	.172	17	58	4	10	1	0	4	11	6	22	2	1	.258	.397	.654
Hamilton, Josh	.250	1	4	1	1	0	0	0	1	1	1	1	0	.400	.250	.650
Harrison, Ben	.154	11	39	3	6	2	0	0	1	2	13	1	0	.214	.205	.419
Jones, Andruw	.222	3	9	0	2	0	0	0	0	3	1	1	0	.417	.222	.639
Kinsler, Ian	.000	2	7	1	0	0	0	0	0	1	1	0	0	.222	.000	.222
Lemon, Marcus	.262	126	451	56	118	19	5	1	41	42	70	7	4	.326	.333	.659
Majewski, Dustin	.270	84	322	45	87	21	2	1	30	46	41	3	3	.360	.357	.717
Moreland, Mitch	.326	73	301	51	98	19	3	8	59	23	42	1	1	.373	.488	.861
Morrison, Erik	.000	2	5	0	0	0	0	0	0	1	0	0	0	.000	.000	.000
Murphy, Steven	.200	73	255	40	51	15	1	10	41	19	66	3	2	.265	.384	.649
Osuna, Renny	.246	72	252	36	62	7	1	0	18	22	33	0	4	.307	.282	.589
Piña, Manny	.259	86	321	36	83	17	1	8	42	19	58	1	0	.313	.393	.705
Rodriguez, Guilder	.267	80	277	34	74	4	4	1	21	26	40	9	6	.331	.321	.652
Saltalamacchia, Jarrod	.000	2	4	1	0	0	0	0	0	1	1	0	0	.333	.000	.333
Sarmiento, Elio	.077	8	26	1	2	1	0	0	0	3	6	0	0	.172	.115	.288
Smith, Tim	.309	36	139	22	43	9	0	3	32	14	21	8	1	.380	.439	.819
Smoak, Justin	.328	50	183	30	60	10	0	6	29	39	35	0	0	.449	.481	.930
Tracy, Chad	.279	136	535	70	149	32	1	26	107	46	103	5	2	.333	.488	.821
Vallejo, Jose	.289	20	83	13	24	3	1	0	10	4	14	7	1	.318	.349	.668
Whittleman, Johnny	.224	127	438	60	98	28	1	10	57	80	110	4	2	.345	.361	.706
<b>Team Total</b>	<b>.265</b>	<b>140</b>	<b>4,773</b>	<b>680</b>	<b>1,265</b>	<b>227</b>	<b>30</b>	<b>108</b>	<b>625</b>	<b>491</b>	<b>856</b>	<b>109</b>	<b>36</b>	<b>.338</b>	<b>.393</b>	<b>.731</b>

PITCHERS	W	L	ERA	G	GS	SV	IP	H	R	ER	HR	HB	BB	SO	WP	WHIP	AVG
Ballard, Mike	7	6	3.71	20	18	0	123.2	134	60	51	12	4	26	80	3	1.29	.273
Bannister, John	3	3	6.30	24	0	1	30.0	29	21	21	4	3	14	22	5	1.43	.254
Beavan, Blake	4	4	4.01	15	15	0	89.2	113	47	40	4	1	13	34	6	1.41	.309
Benson, Kris	0	1	5.40	1	1	0	5.0	5	3	3	1	1	1	4	0	1.20	.263
Diamond, Thomas	1	3	3.63	32	0	1	44.2	43	26	18	3	3	37	50	7	1.79	.254
Diaz, Jumbo	3	1	3.63	36	0	10	39.2	30	16	16	2	0	23	37	1	1.34	.205
Francisco, Frank	0	0	0.00	2	1	0	2.0	1	0	0	0	0	1	0	0	0.50	.143
Garr, Brennan	3	3	4.26	32	0	2	50.2	48	32	24	3	3	25	42	6	1.44	.251
Grilli, Jason	0	0	0.00	1	1	0	1.0	0	0	0	0	0	1	1	0	1.00	.000
Gutierrez, Danny	0	0	3.60	1	1	0	5.0	3	2	2	1	1	0	3	0	0.60	.158
Hamilton, Clayton	1	4	4.47	25	4	3	46.1	51	24	23	4	0	14	27	3	1.40	.280
Harrison, Matt	0	1	3.00	3	3	0	9.0	9	3	3	0	0	4	7	0	1.44	.281
Hunter, Tommy	1	0	4.98	5	3	0	21.2	30	15	12	1	0	4	16	1	1.57	.313
Hyatt, Jared	2	4	6.27	10	6	0	37.1	47	26	26	6	3	11	19	1	1.55	.309
Jones, Beau	3	4	4.47	36	0	2	54.1	59	31	27	2	3	31	57	6	1.66	.272
Kiker, Kasey	7	7	3.86	25	23	0	126.0	108	63	54	9	17	66	120	8	1.38	.231
Kirkman, Michael	5	7	4.19	18	18	0	96.2	93	54	45	9	4	43	64	5	1.41	.254
Kometani, Kea	1	0	5.40	11	0	0	18.1	28	15	11	5	5	15	2	1.80	.341	
Laughter, Andrew	3	2	4.83	28	1	0	41.0	52	24	22	2	3	18	17	2	1.71	.308
Moscoso, Guillermo	3	1	4.46	9	7	0	42.1	41	23	21	1	0	14	36	3	1.30	.246
Murray, A.J.	2	0	0.87	6	0	0	10.1	5	1	1	0	1	2	7	0	0.68	.147
Nippert, Dustin	0	1	2.84	4	3	0	12.2	8	4	4	1	0	6	8	0	1.11	.186
Perez, Martin	1	3	5.57	5	5	0	21.0	29	16	13	2	0	5	14	1	1.62	.326
Phillips, Zach	0	0	1.60	20	2	2	33.2	27	11	6	1	1	19	29	1	1.37	.211
Poveda, Omar	11	5	4.14	22	22	0	130.1	133	73	60	11	4	48	73	8	1.39	.263
Roark, Tanner	1	1	4.58	5	4	0	17.2	17	9	9	1	1	7	9	2	1.36	.262
Schlact, Michael	0	1	9.69	4	4	0	13.0	25	14	14	2	0	5	6	1	2.31	.424
Strop, Pedro	5	5	4.38	36	0	4	51.1	48	28	25	1	2	29	48	7	1.50	.245
Torres, Joe	1	1	3.68	17	0	0	22.0	19	13	9	0	1	22	28	1	1.86	.235
Vaughan, Beau	3	0	2.35	18	0	8	23.0	16	6	6	1	1	3	20	1	0.83	.198
Young, Corey	1	0	7.71	18	0	1	21.0	26	19	18	0	4	13	23	5	1.86	.313
<b>Team Total</b>	<b>72</b>	<b>68</b>	<b>4.22</b>	<b>140</b>	<b>140</b>	<b>34</b>	<b>1,240.11</b>	<b>2,277</b>	<b>679</b>	<b>582</b>	<b>89</b>	<b>66</b>	<b>509</b>	<b>917</b>	<b>86</b>	<b>1.44</b>	<b>.265</b>

## 2010 STATISTICS

BATTERS	AVG	G	AB	R	H	2B	3B	HR	RBI	BB	SO	SB	CS	OBP	SLG	OPS
Arias, Joaquin	.194	8	31	4	6	0	0	0	1	3	7	0	0	.257	.194	.451
Bankston, Wes	.218	55	220	21	48	17	0	3	27	15	44	2	0	.272	.336	.608
Beltre, Engel	.254	47	181	14	46	4	4	1	14	10	24	8	2	.301	.337	.638
Butler, Joey	.277	132	516	67	143	26	6	10	58	47	120	8	6	.340	.409	.749
Chavez, Endy	.333	4	15	3	5	0	0	0	1	2	3	2	0	.412	.333	.745
Cruz, Nelson	.364	3	11	1	4	1	0	0	1	1	0	1	0	.385	.455	.839
Felix, Jose	.267	27	105	7	28	3	0	1	6	1	6	0	1	.274	.324	.597
Frostad, Emerson	.264	78	299	39	79	8	5	5	39	37	54	2	2	.341	.375	.716
Greene, Jonathan	.194	42	144	17	28	6	0	5	15	8	51	0	0	.256	.340	.597
Guzman, Cristian	.308	4	13	1	4	0	0	0	3	3	1	1	0	.438	.308	.745
Hilligoss, Mitch	.304	24	79	11	24	4	1	0	10	12	14	0	2	.391	.380	.771
Jenkins, Andy	.239	97	360	41	86	21	0	10	50	33	76	3	4	.306	.381	.686
Kaase, Jacob	.281	21	57	11	16	2	1	0	4	7	12	2	0	.358	.351	.709
Kinsler, Ian	.263	6	19	3	5	0	1	0	6	2	3	2	0	.348	.368	.716
Lawson, Matt	.277	76	292	48	81	16	5	7	34	37	64	3	3	.371	.438	.809
Lemon, Marcus	.271	111	468	55	127	22	4	3	40	36	82	7	7	.325	.355	.680
Osuna, Renny	.293	119	450	59	132	21	5	4	49	28	77	20	10	.340	.389	.729
Richardson, Kevin	.265	22	83	9	22	7	0	4	9	5	32	0	0	.311	.494	.805
Rodriguez, Guilder	.266	96	323	44	86	4	3	0	23	31	42	15	5	.335	.297	.632
Sarmiento, Elio	.191	59	204	20	39	8	3	2	21	17	43	2	0	.265	.289	.555
Stoneburner, Davis	.297	10	37	4	11	1	0	0	2	3	8	2	0	.366	.324	.690
Teagarden, Taylor	.242	52	190	24	46	10	1	3	32	25	75	0	0	.336	.353	.689
Tomlin, James	.270	107	397	46	107	20	1	5	35	35	67	10	0	.327	.363	.690
Whittleman, Johnny	.201	74	259	24	52	14	1	5	30	42	72	1	2	.312	.320	.633
<b>Team Total</b>	<b>.258</b>	<b>139</b>	<b>4,753</b>	<b>573</b>	<b>1,225</b>	<b>215</b>	<b>41</b>	<b>68</b>	<b>510</b>	<b>440</b>	<b>977</b>	<b>91</b>	<b>44</b>	<b>.324</b>	<b>.363</b>	<b>.687</b>

PITCHERS	W	L	ERA	G	GS	SV	IP	H	R	ER	HR	HB	BB	SO	WP	WHIP	AVG
Beavan, Blake	10	5	2.78	17	17	0	110.0	100	37	34	6	1	12	68	2	1.02	.242
Bleier, Richard	7	11	5.04	28	28	0	164.1	191	98	92	13	10	28	82	3	1.33	.291
Castillo, Fabio	0	0	4.91	3	0	0	3.2	3	2	2	0	0	4	2	4	1.91	.214
Chick, Travis	2	2	6.53	5	5	0	20.2	27	16	15	1	1	11	18	4	1.84	.303
Eppley, Cody	1	1	1.19	19	0	9	22.2	12	3	3	0	0	9	27	0	0.93	.154
Falcon, Ryan	0	0	17.36	4	0	0	4.2	6	9	9	2	1	6	3	0	2.57	.286
Flores, Adalberto	3	4	4.33	38	0	4	60.1	61	30	29	3	1	20	61	2	1.34	.258
Garr, Brennan	8	5	5.37	42	0	0	62.0	74	39	37	7	1	25	62	6	1.60	.297
Gutierrez, Danny	1	0	0.00	1	1	0	6.0	2	0	0	0	0	2	7	0	0.67	.105
Hamburger, Mark	1	0	3.20	13	0	3	19.2	20	7	7	1	0	8	20	0	1.42	.270
Hamilton, Clayton	1	1	2.25	4	4	0	20.0	21	5	5	1	0	1	13	1	1.10	.273
Harrison, Matt	0	0	3.00	2	0	1	3.0	3	1	1	0	0	4	0	0	1.00	.250
Jones, Beau	3	0	2.91	34	2	3	52.2	37	19	17	0	3	30	62	10	1.27	.197
Kaase, Jacob	0	0	0.00	1	0	0	1.0	1	0	0	0	0	1	2	0	2.00	.250
Kiker, Kasey	1	4	7.65	14	7	0	40.0	28	34	34	1	8	46	42	4	1.85	.209
Laughter, Andrew	1	0	8.10	4	0	0	3.1	4	3	3	0	0	3	3	1	2.10	.286
Lueke, Josh	1	1	3.86	15	0	2	18.2	18	9	8	2	0	5	26	2	1.23	.254
Madrigal, Warner	1	0	3.72	8	0	1	9.2	8	4	4	1	0	7	9	2	1.55	.216
Mobley, Chris	2	2	3.49	14	0	0	28.1	25	13	11	1	4	14	26	1	1.38	.238
Murphy, Tim	0	1	1.59	17	0	1	22.2	19	8	4	3	0	4	23	0	1.01	.229
Nippert, Dustin	0	0	0.00	2	2	0	3.1	1	0	0	0	0	1	7	0	0.60	.091
Ogando, Alexi	0	0	1.15	7	3	0	15.2	4	2	2	1	0	5	21	0	0.57	.078
Perez, Martin	5	8	5.96	24	23	0	99.2	117	73	66	12	0	50	101	6	1.68	.290
Phillips, Zach	0	0	1.08	12	0	4	16.2	9	2	2	0	0	5	23	1	0.84	.155
Pimentel, Carlos	0	1	11.25	1	1	0	4.0	5	7	5	3	0	1	2	2	1.50	.278
Ramirez, Elizardo	0	1	3.65	3	3	0	12.1	17	6	5	1	0	4	7	1	1.70	.340
Reed, Evan	1	1	1.62	30	0	5	39.0	35	7	7	0	0	13	34	3	1.23	.238
Roark, Tanner	10	5	4.20	22	17	0	105.0	113	57	49	8	2	33	75	4	1.39	.276
Schepers, Tanner	0	0	0.82	6	0	2	11.0	3	1	1	1	0	0	19	1	0.27	.079
Schlact, Michael	1	5	7.09	12	8	0	53.1	73	45	42	6	1	20	25	6	1.74	.327
Snyder, Ben	3	5	3.28	38	5	1	96.0	78	38	35	9	5	31	86	5	1.14	.227
Tatusko, Ryan	9	2	2.97	24	13	0	100.0	94	34	33	2	0	40	58	3	1.34	.254
Tufts, Tyler	0	2	2.50	14	0	2	18.0	14	5	5	0	0	4	12	0	1.00	.226
Young, Corey	0	0	11.25	3	0	0	4.0	6	5	5	0	0	2	6	0	2.00	.333
<b>Team Total</b>	<b>72</b>	<b>67</b>	<b>4.11</b>	<b>139</b>	<b>139</b>	<b>38</b>	<b>1,251.1</b>	<b>1,229</b>	<b>619</b>	<b>571</b>	<b>85</b>	<b>38</b>	<b>445</b>	<b>1,036</b>	<b>74</b>	<b>1.34</b>	<b>.257</b>



## 2011 STATISTICS

BATTERS	AVG	G	AB	R	H	2B	3B	HR	RBI	BB	SO	SB	CS	OBP	SLG	OPS
Adair, Travis	.238	33	126	20	30	4	1	2	13	8	19	1	1	.284	.333	.617
Beltre, Engel	.231	118	437	64	101	15	6	1	28	28	103	16	6	.285	.300	.584
Bianucci, Michael	.243	133	535	80	130	29	1	30	89	35	136	5	1	.302	.469	.771
Bolden, Jared	.239	21	67	10	16	1	0	1	10	9	19	1	0	.321	.299	.619
Borbon, Julio	.000	1	4	0	0	0	0	0	0	0	1	0	0	.000	.000	.000
Butler, Joey	.227	13	44	11	10	1	0	2	4	7	16	2	1	.382	.386	.768
Cruz, Nelson	.182	3	11	1	2	1	0	0	1	1	0	0	0	.250	.273	.523
Diaz, Robinson	.357	17	56	11	20	1	0	3	8	4	4	0	0	.419	.536	.955
Felix, Jose	.228	72	263	29	60	12	0	2	28	10	27	1	0	.263	.297	.559
Garcia, Edwin	.250	1	4	0	1	0	0	0	0	0	1	0	0	.250	.250	.500
Greene, Jonathan	.292	130	487	73	142	29	0	18	75	30	161	5	2	.354	.462	.816
Hamilton, Josh	.286	2	7	3	2	0	0	1	3	1	1	0	0	.375	.714	1.089
Hilligoss, Mitch	.264	52	193	20	51	10	2	3	22	12	27	0	0	.309	.383	.693
Julio-Ruiz, Jose	.275	106	397	47	109	27	2	12	54	40	67	4	2	.344	.443	.787
Leeds, Matt	.333	3	9	0	3	1	0	0	2	2	1	0	0	.455	.444	.899
Martin, Leonys	.348	29	112	24	39	9	2	4	24	15	8	10	8	.435	.571	1.007
Mendonca, Tommy	.278	125	504	75	140	27	3	25	87	35	160	0	1	.335	.492	.827
Morrison, Erik	.000	1	2	0	0	0	0	0	0	0	0	0	0	.000	.000	.000
Osuna, Renny	.294	123	520	72	153	23	2	10	64	39	63	20	9	.341	.404	.745
Paisano, David	.227	31	110	15	25	3	0	0	5	5	30	2	1	.271	.255	.526
Rodriguez, Guilder	.275	80	284	39	78	9	2	0	37	30	40	14	4	.343	.320	.663
Sarmiento, Elio	.279	59	208	33	58	11	4	5	27	16	42	3	1	.333	.442	.776
Stoneburner, Davis	.269	116	438	64	118	26	5	9	47	38	90	18	5	.341	.413	.755
Swift, Jimmy	.167	4	12	2	2	0	0	0	1	2	4	0	0	.267	.167	.433
<b>Team Total</b>	<b>.267</b>	<b>140</b>	<b>4,832</b>	<b>693</b>	<b>1,291</b>	<b>239</b>	<b>30</b>	<b>128</b>	<b>629</b>	<b>367</b>	<b>1,021</b>	<b>102</b>	<b>42</b>	<b>.327</b>	<b>.409</b>	<b>.735</b>

PITCHERS	W	L	ERA	G	GS	SV	IP	H	R	ER	HR	HB	BB	SO	WP	WHIP	AVG
Aguero, Ramon	2	2	8.18	19	0	0	22.0	23	20	20	5	3	21	17	4	2.00	.295
Bleier, Richard	7	8	5.60	32	13	0	101.1	142	73	63	5	4	16	55	4	1.56	.330
Boscan, Wilfredo	1	3	6.95	5	5	0	22.0	30	20	17	5	0	8	15	0	1.73	.323
Brigham, Jake	6	6	4.49	35	14	0	114.1	107	67	57	13	4	55	114	11	1.42	.244
Castillo, Fabio	3	6	6.36	42	0	9	52.1	58	40	37	6	5	23	37	5	1.55	.282
DeLosSantos, Miguel	1	3	8.04	6	6	0	28.0	27	25	25	4	1	17	38	7	1.57	.265
Erlin, Robbie	5	2	4.32	11	10	0	66.2	73	34	32	9	2	7	61	1	1.20	.282
Feldman, Scott	1	0	3.00	2	2	0	9.0	5	3	3	0	0	2	8	0	0.78	.156
Feliz, Neftali	0	0	0.00	1	1	0	1.0	1	0	0	0	0	3	0	0	1.00	.250
Flores, Adalberto	5	4	3.32	41	2	1	81.1	72	32	30	5	3	38	80	9	1.35	.236
Hamburger, Mark	1	0	1.83	11	0	4	19.2	11	4	4	3	0	5	22	2	0.81	.162
Hankins, Derek	1	2	4.82	5	4	0	18.2	22	15	10	2	0	7	10	2	1.55	.293
Hendricks, Kyle	0	0	3.00	1	1	0	3.0	4	1	1	0	0	2	2	0	2.00	.308
Hunter, Tommy	0	0	4.50	1	0	0	4.0	3	2	2	1	1	1	5	0	1.00	.231
Jones, Beau	0	0	0.00	4	0	0	6.1	4	0	0	0	1	3	5	0	1.11	.174
Miller, Justin	9	1	1.81	48	0	13	69.2	46	14	14	2	4	24	77	5	1.00	.185
Mobley, Chris	0	0	8.53	5	1	1	6.1	11	8	6	1	1	5	5	0	2.53	.355
O'Day, Darren	0	0	9.00	1	1	0	1.0	1	1	1	1	0	0	1	0	1.00	.250
Perconte, Mike	3	0	5.40	19	0	0	28.1	27	17	17	3	0	15	28	3	1.48	.257
Perez, Martin	4	2	3.16	17	16	0	88.1	80	35	31	6	1	36	83	4	1.31	.245
Pimentel, Carlos	7	9	4.74	28	26	0	142.1	128	78	75	15	9	80	110	17	1.46	.246
Ramirez, Neil	1	0	1.89	6	6	0	19.0	13	4	4	1	1	8	24	1	1.11	.194
Ross, Robert	1	1	2.61	6	6	0	38.0	33	13	11	5	0	5	36	2	1.00	.231
Scheppers, Tanner	2	1	3.13	17	0	0	23.0	18	10	8	1	1	9	24	2	1.17	.212
Snyder, Ben	11	5	3.87	40	14	1	118.2	123	56	51	15	3	30	67	5	1.29	.273
Tufts, Tyler	4	1	3.23	39	1	7	55.2	68	21	20	2	0	7	46	2	1.35	.302
Webb, Brandon	0	2	9.75	4	4	0	12.0	21	13	13	1	2	6	8	1	2.25	.404
Wieland, Joe	4	0	1.23	7	7	0	44.0	35	9	6	2	0	11	36	1	1.05	.217
Yan, Johan	0	0	0.34	19	0	2	26.2	18	4	1	0	2	9	18	2	1.01	.191
Young, Corey	0	3	4.67	35	0	0	44.1	45	28	23	0	9	17	34	2	1.40	.259
<b>Team Total</b>	<b>79</b>	<b>61</b>	<b>4.13</b>	<b>140</b>	<b>140</b>	<b>38</b>	<b>1,267.0</b>	<b>1,249</b>	<b>647</b>	<b>582</b>	<b>113</b>	<b>57</b>	<b>467</b>	<b>1,069</b>	<b>92</b>	<b>1.35</b>	<b>.259</b>



## 2012 STATISTICS

BATTERS	AVG	G	AB	R	H	2B	3B	HR	RBI	BB	SO	SB	CS	OBP	SLG	OPS
Beltre, Engel	.261	133	564	80	147	17	17	13	55	26	118	36	10	.307	.420	.727
Buchholz, Alex	.247	84	299	32	74	9	4	7	41	19	55	4	2	.299	.375	.673
Felix, Jose	.260	82	292	34	76	11	1	7	41	5	25	3	0	.271	.377	.647
Garcia, Leury	.292	100	377	55	110	12	11	2	30	22	79	31	7	.337	.398	.734
Hawpe, Brad	.260	35	123	14	32	6	0	3	12	25	39	0	1	.382	.382	.764
Hoying, Jared	.276	64	246	39	68	7	3	4	25	18	50	9	5	.331	.378	.709
Majewski, Val	.221	68	235	27	52	9	3	1	21	21	37	3	1	.290	.298	.587
McGuinness, Chris	.268	123	456	65	122	25	0	23	77	69	107	0	1	.366	.474	.840
Mendonca, Tommy	.277	28	101	13	28	3	0	5	20	10	37	0	0	.342	.455	.798
Moreland, Mitch	.308	3	13	4	4	2	0	0	1	0	2	0	0	.357	.462	.819
Olt, Mike	.288	95	354	65	102	17	1	28	82	61	101	4	0	.398	.579	.977
Prince, Jared	.234	106	385	46	90	14	0	12	45	19	54	0	0	.301	.364	.665
Profar, Jurickson	.281	126	480	76	135	26	7	14	62	66	79	16	4	.368	.452	.820
Rodriguez, Guilder	.208	65	207	24	43	2	0	0	13	25	27	13	4	.293	.217	.510
Strausborger, Ryan	.247	116	433	62	107	15	11	6	46	33	101	25	0	.309	.374	.683
Zaneski, Zach	.282	61	209	25	59	14	1	4	32	21	40	0	1	.353	.416	.769
<b>Team Total</b>	<b>.262</b>	<b>140</b>	<b>4,774</b>	<b>661</b>	<b>1,249</b>	<b>189</b>	<b>59</b>	<b>129</b>	<b>603</b>	<b>440</b>	<b>951</b>	<b>144</b>	<b>36</b>	<b>.331</b>	<b>.407</b>	<b>.738</b>

PITCHERS	W	L	ERA	G	GS	SV	IP	H	R	ER	HR	HB	BB	SO	WP	WHIP	AVG
Bell, Chad	2	2	2.84	13	7	2	50.2	32	17	16	3	1	13	40	3	0.89	.182
Bleier, Richard	0	2	3.94	22	0	1	32.0	34	15	14	3	0	7	17	0	1.28	.274
Boscan, Wilfredo	7	5	3.75	34	9	0	98.1	92	45	41	10	3	28	89	6	1.22	.249
Brigham, Jake	5	5	4.28	21	21	0	124.0	122	65	59	19	6	46	116	12	1.35	.260
Buckel, Cody	5	5	3.78	13	10	0	69.0	56	31	29	7	5	23	68	4	1.14	.228
Castillo, Fabio	2	1	2.89	21	0	0	37.1	28	15	12	1	1	12	28	3	1.07	.199
De Los Santos, Miguel	3	2	5.22	26	4	0	58.2	54	34	34	8	0	34	70	6	1.50	.241
Edwards, Jon	0	0	4.50	1	0	0	2.0	2	1	1	0	0	3	3	0	2.50	.250
Feliz, Neftali	0	1	0.00	1	1	0	2.0	1	1	0	0	0	2	4	0	1.50	.143
Font, Wilmer	2	0	3.00	10	0	1	15.0	9	5	5	1	1	7	29	1	1.07	.170
Grimm, Justin	9	3	1.72	16	14	0	83.2	70	21	16	3	1	14	73	2	1.00	.227
Hurley, Trevor	0	0	3.62	18	0	0	27.1	26	15	11	2	2	15	24	1	1.50	.248
Loux, Barret	14	1	3.47	25	25	0	127.0	120	56	49	10	2	41	100	7	1.27	.251
Lowe, Mark	0	1	9.00	3	0	0	4.0	4	4	4	2	0	2	6	0	1.50	.250
Majewski, Val	0	2	43.20	2	0	0	1.2	8	8	8	2	1	1	0	1	5.40	.571
Mendez, Roman	2	0	1.46	5	0	1	12.1	8	3	2	2	1	4	9	0	0.97	.174
Murphy, Tim	4	8	6.31	32	14	1	82.2	104	60	58	7	6	31	50	6	1.63	.312
Ortiz, Joe	1	2	2.35	27	0	4	30.2	26	10	8	2	0	6	29	1	1.04	.226
Osborne, Zach	1	1	13.20	16	0	0	15.0	32	22	22	4	3	5	14	5	2.47	.432
Oswalt, Roy	0	0	8.10	1	1	0	3.1	5	3	3	0	0	1	3	1	1.80	.313
Pimentel, Carlos	8	3	2.55	35	8	1	88.1	58	29	25	4	5	52	92	7	1.25	.188
Ramirez, Neil	2	5	4.20	13	12	0	49.1	47	26	23	6	5	16	45	5	1.28	.258
Rodebaugh, Ryan	3	5	2.44	37	0	5	51.2	45	15	14	4	0	10	62	3	1.06	.233
Rodriguez, Guilder	0	1	11.57	2	0	0	2.1	3	3	3	1	2	1	2	0	1.71	.300
Tepesch, Nick	6	3	4.28	16	14	0	90.1	97	47	43	10	3	26	68	3	1.36	.280
Tufts, Tyler	0	0	4.35	7	0	2	10.1	13	5	5	1	0	4	9	0	1.65	.310
Van Meter, Joe	0	0	11.81	3	0	0	5.1	7	7	7	1	1	2	6	1	1.69	.292
Wolf, Ross	3	1	2.09	36	0	9	43.0	36	10	10	1	1	8	44	1	1.02	.232
Yan, Johan	0	0	2.00	17	0	10	18.0	15	6	4	2	4	11	12	1	1.44	.221
Young, Corey	1	1	5.59	17	0	0	19.1	23	12	12	2	3	11	11	1	1.76	.319
<b>Team Total</b>	<b>80</b>	<b>60</b>	<b>3.86</b>	<b>140</b>	<b>140</b>	<b>37</b>	<b>1,254.2</b>	<b>1,177</b>	<b>591</b>	<b>538</b>	<b>118</b>	<b>57</b>	<b>436</b>	<b>1,123</b>	<b>81</b>	<b>1.29</b>	<b>.249</b>



## 2013 STATISTICS

BATTERS	AVG	G	AB	R	H	2B	3B	HR	RBI	BB	SO	SB	CS	OBP	SLG	OPS
Alberto, Hanser	.213	100	356	37	76	6	4	4	40	16	41	13	5	.253	.287	.540
Baker, Jeff	.182	3	11	0	2	0	0	0	0	0	2	0	0	.182	.182	.364
Benson, Joe	.205	37	132	18	27	4	3	5	16	15	44	3	1	.293	.394	.687
Berkman, Lance	.250	2	4	2	1	0	0	0	1	3	1	0	0	.571	.250	.821
Buchholz, Alex	.279	79	301	37	84	17	1	13	40	17	31	1	1	.337	.472	.809
Chiang, Chih-Hsien	.263	125	476	61	125	36	2	11	52	23	88	0	1	.298	.416	.714
Gentry, Craig	.231	4	13	2	3	1	0	0	1	1	3	0	0	.267	.308	.574
Herrera, Odubel	.257	101	389	37	100	12	7	2	30	17	67	15	5	.289	.339	.628
Hoying, Jared	.242	40	153	17	37	9	3	5	24	13	45	3	1	.304	.438	.741
Kinsler, Ian	.000	2	8	0	0	0	0	0	0	1	3	0	0	.111	.000	.111
Martinez, Teodoro	.248	117	443	51	110	11	1	15	47	18	68	21	9	.283	.379	.662
Miclat, Greg	.200	5	25	5	5	0	0	0	0	1	9	0	0	.231	.200	.431
Moreland, Mitch	.500	3	12	3	6	3	0	1	3	0	1	0	0	.500	1.000	1.500
Nicholas, Brett	.289	136	506	71	146	25	3	21	91	46	123	2	1	.357	.474	.831
Odor, Rougned	.306	30	134	20	41	8	2	6	19	9	24	5	2	.354	.530	.884
Olt, Mike	.333	3	12	1	4	2	0	1	2	0	6	0	0	.333	.570	1.083
Pierzynski, A.J.	.167	2	6	0	1	0	0	0	0	0	1	0	0	.167	.167	.333
Rodriguez, Guilder	.236	85	301	44	71	8	0	1	13	37	34	15	7	.322	.272	.594
Rua, Ryan	.233	23	86	19	20	2	1	3	9	7	24	1	0	.305	.384	.689
Sams, Kalian	.286	20	77	11	22	1	0	4	10	8	20	6	0	.349	.455	.803
Sardiñas, Luis	.259	29	135	12	35	4	0	1	15	4	21	5	2	.286	.311	.597
Selen, Alejandro	.222	61	189	23	42	8	1	3	13	3	55	1	1	.250	.323	.573
Serrato, Barrett	.250	1	4	0	1	0	0	0	0	0	1	0	0	.250	.250	.500
Strausborger, Ryan	.217	133	461	50	100	20	5	10	51	38	102	28	9	.286	.347	.633
Telis, Tomas	.264	91	348	32	92	19	0	4	43	10	46	8	2	.290	.353	.643
Teschner, Brett	.250	2	4	1	1	0	0	0	0	1	1	0	0	.400	.250	.650
Zaneski, Zach	.190	47	163	15	31	5	0	5	19	15	45	0	1	.263	.313	.575
<b>Team Total</b>	<b>.249</b>	<b>140</b>	<b>4,750</b>	<b>569</b>	<b>1,183</b>	<b>201</b>	<b>33</b>	<b>115</b>	<b>539</b>	<b>303</b>	<b>906</b>	<b>127</b>	<b>48</b>	<b>.300</b>	<b>.378</b>	<b>.678</b>

PITCHERS	W	L	ERA	G	GS	SV	IP	H	R	ER	HR	HB	BB	SO	WP	WHIP	AVG
Bleier, Richard	5	5	3.18	34	2	4	62.1	61	27	22	5	1	13	41	4	1.19	.254
Bonilla, Lisalberto	2	0	0.30	21	0	6	30.1	16	1	1	0	2	9	50	2	0.82	.152
Brigham, Jake	0	0	0.00	7	0	2	13.2	5	0	0	0	1	7	17	0	0.88	.116
Buckel, Cody	0	5	20.25	6	5	0	9.1	10	27	21	2	3	28	9	2	4.07	.303
Chiang, Chih-Hsien	0	1	0.00	1	0	0	0.2	1	1	0	0	0	2	0	1	4.50	.333
Claudio, Alex	1	5	2.84	21	0	0	31.2	28	16	10	2	1	11	29	1	1.23	.243
Edwards, Jon	0	1	5.28	9	0	0	15.1	15	10	9	3	0	8	16	2	1.50	.259
Eickhoff, Jerad	1	1	7.45	6	6	0	29.0	34	24	24	6	1	14	13	1	1.66	.304
Feierabend, Ryan	1	2	3.86	5	5	0	28.0	31	14	12	4	0	5	22	3	1.29	.292
Font, Wilmer	1	2	1.41	26	0	10	32.0	14	8	5	2	2	24	45	4	1.19	.132
Harrison, Matt	0	1	1.80	2	2	0	5.0	5	1	1	0	0	2	5	0	1.40	.263
Henry, Randy	2	0	1.07	31	0	1	50.2	32	9	6	1	1	7	40	0	0.77	.178
Jackson, Luke	2	0	0.67	6	4	0	27.0	13	2	2	0	0	12	30	3	0.93	.144
Klein, Phil	5	1	2.52	29	2	0	53.2	45	23	15	3	2	44	74	7	1.66	.230
Lewis, Colby	0	1	7.00	5	5	0	18.0	23	14	14	4	0	4	15	0	1.50	.299
Martinez, Nick	2	0	1.13	5	4	0	32.0	11	6	4	1	0	7	23	2	0.56	.107
Mavare, Arlett	3	3	5.29	27	6	0	68.0	66	42	40	12	3	30	66	7	1.41	.257
McBride, Nick	2	7	6.19	13	13	0	56.2	82	43	39	2	2	23	31	4	1.85	.349
McClellan, Kyle	2	0	3.33	19	0	0	27.0	29	11	10	2	1	6	27	5	1.30	.282
Mendez, Roman	2	0	1.82	16	0	2	24.2	12	6	5	1	2	11	24	2	0.93	.146
Mendoza, Francisco	0	1	1.50	9	0	0	12.0	8	3	2	2	0	8	10	0	1.33	.195
Miller, Justin	1	0	6.19	16	0	2	16.0	16	12	11	1	4	7	21	4	1.44	.254
Ogando, Alexi	1	0	0.00	1	1	0	6.0	4	2	0	1	0	0	4	0	0.67	.190
Perez, Martin	0	1	11.05	2	2	0	7.1	14	9	9	1	0	2	2	1	2.18	.400
Pimentel, Carlos	8	7	4.09	22	21	0	116.2	102	59	53	16	4	37	122	9	1.19	.233
Pucetas, Kevin	10	8	4.67	22	19	0	117.2	128	69	61	11	7	36	64	9	1.39	.286
Ramirez, Neil	9	3	3.84	21	21	0	103.0	77	46	44	8	5	42	127	10	1.16	.213
Reyes, Jimmy	2	4	2.69	44	0	0	67.0	56	25	20	5	3	20	57	1	1.13	.221
Rodebaugh, Ryan	1	1	3.18	20	1	2	34.0	21	13	12	3	1	13	41	2	1.00	.176
Rodriguez, Guilder	1	0	4.50	2	0	0	2.0	2	1	1	1	0	1	1	0	1.50	.250
Rowen, Ben	3	0	0.53	31	0	10	33.2	23	3	2	1	0	11	28	0	1.01	.198
Soria, Joakim	0	0	0.00	4	0	0	4.0	0	0	0	0	0	4	0	0	0.00	.000
Tepesch, Nick	0	0	1.50	2	2	0	6.0	7	1	1	0	0	2	3	0	1.50	.280
Tufts, Tyler	3	5	3.34	27	19	0	99.2	106	42	37	11	5	21	40	2	1.27	.277
Van Meter, Joe	0	4	7.56	6	0	0	8.1	13	7	7	1	1	2	7	0	1.80	.361
Wolf, Ross	0	1	5.40	1	0	0	1.2	3	1	1	0	0	0	1	0	1.80	.429
Zaneski, Zach	0	0	0.00	1	0	0	3.0	2	0	0	0	1	1	2	0	1.00	.200
<b>Team Total</b>	<b>70</b>	<b>70</b>	<b>3.58</b>	<b>140</b>	<b>140</b>	<b>39</b>	<b>1,253.0</b>	<b>1,115</b>	<b>578</b>	<b>499</b>	<b>112</b>	<b>53</b>	<b>470</b>	<b>1,111</b>	<b>88</b>	<b>1.26</b>	<b>.240</b>



## 2014 STATISTICS

BATTERS	AVG	G	AB	R	H	2B	3B	HR	RBI	BB	SO	SB	CS	OBP	SLG	OPS
Adams, Trevor	.278	125	482	71	134	36	2	14	61	38	100	7	4	.334	.448	.782
Adduci, Jim	.318	6	22	3	7	1	1	1	6	0	5	1	0	.304	.591	.895
Alberto, Hanser	.275	50	178	23	49	6	1	2	15	6	17	6	4	.314	.354	.668
Alfaro, Jorge	.261	21	88	12	23	4	0	4	14	6	23	0	0	.343	.443	.787
Beltre, Engel	.500	1	4	1	2	0	0	0	1	0	0	0	0	.500	.500	1.000
Brown, Jordan	.200	23	80	12	16	3	0	4	10	9	13	0	0	.278	.388	.665
Cantwell, Patrick	.268	76	276	43	74	15	1	1	33	20	58	1	2	.360	.341	.701
De Leon, Michael	.333	1	3	1	1	1	0	0	0	0	1	0	0	.333	.667	1.000
Gallo, Joey	.232	68	250	44	58	10	0	21	56	36	115	2	0	.334	.524	.858
Garay, Carlos	.000	2	5	0	0	0	0	0	0	0	4	0	0	.000	.000	.000
Garcia, Edwin	.206	30	102	14	21	4	0	0	6	8	21	1	0	.259	.245	.504
Grayson, Chris	.241	44	158	20	38	8	0	2	20	19	44	3	7	.322	.329	.651
Herrera, Odubel	.321	96	368	47	118	16	4	2	48	29	70	12	7	.373	.402	.775
Martinez, Teodoro	.273	87	311	33	85	16	0	3	44	17	56	3	8	.318	.354	.671
Mazara, Nomar	.306	24	85	10	26	7	1	3	16	9	22	0	0	.381	.518	.899
Odor, Rougned	.279	32	129	21	36	2	1	6	17	7	22	6	3	.314	.450	.763
Robinson, Drew	.190	96	331	41	63	15	5	11	40	37	125	6	5	.273	.366	.639
Rodriguez, Guilder	.269	81	305	36	82	7	1	0	20	37	45	10	7	.347	.298	.645
Rua, Ryan	.300	71	257	34	77	13	1	10	38	30	55	5	3	.375	.475	.850
Sardiñas, Luis	.253	21	87	12	22	5	1	0	9	3	12	1	1	.278	.333	.611
Skole, Jake	.216	103	342	46	74	16	2	6	33	40	103	6	2	.297	.327	.624
Smolinski, Jake	.267	72	266	43	71	15	3	10	35	32	54	6	2	.349	.459	.807
Soto, Geovany	.368	6	19	4	7	2	0	0	1	3	6	0	0	.455	.474	.928
Strausborger, Ryan	.417	8	36	9	15	1	2	1	4	0	6	1	0	.417	.639	1.056
Telis, Tomas	.303	70	267	31	81	16	2	2	33	17	29	7	1	.339	.401	.740
Williams, Nick	.226	15	62	4	14	2	1	0	4	2	21	1	1	.250	.290	.540
Wise, J.T.	.319	38	141	27	45	13	0	11	34	13	40	0	0	.389	.645	1.034
Zaneski, Zach	.000	3	10	0	0	0	0	0	0	1	2	0	0	.167	.000	.167
<b>Team Total</b>	<b>.266</b>	<b>139</b>	<b>4,664</b>	<b>642</b>	<b>1,239</b>	<b>234</b>	<b>29</b>	<b>114</b>	<b>598</b>	<b>419</b>	<b>1,069</b>	<b>85</b>	<b>57</b>	<b>.332</b>	<b>.402</b>	<b>.733</b>

PITCHERS	W	L	ERA	G	GS	SV	IP	H	R	ER	HR	HB	BB	SO	WP	WHIP	AVG
Asher, Alec	11	11	3.80	28	28	0	154.0	139	74	65	18	3	32	122	6	1.11	.238
Bores, Ryan	2	3	2.79	16	2	0	29.0	37	17	9	1	3	7	14	0	1.52	.314
Cabrera, Edwar	4	6	2.99	22	17	1	108.1	104	42	36	6	3	32	84	0	1.26	.254
Claudio, Alex	2	2	2.17	8	6	0	37.1	31	17	9	1	1	2	22	1	0.88	.223
Downs, Brodie	1	0	7.56	7	0	0	8.1	11	7	7	0	1	6	4	1	2.04	.314
Edwards, Jon	1	2	5.13	22	0	0	33.1	27	26	19	4	0	23	36	5	1.50	.225
Eickhoff, Jerad	10	9	4.08	27	26	0	154.1	129	76	70	17	7	52	144	12	1.17	.226
Faulkner, Andrew	2	4	4.99	7	6	0	30.2	28	22	17	3	0	14	33	0	1.37	.237
Font, Wilmer	2	1	3.48	29	0	3	31.0	25	13	12	2	1	17	31	1	1.35	.214
Garcia, Martire	1	1	1.37	13	1	0	19.2	12	3	3	1	3	9	22	1	1.07	.169
Gonzalez, Chi Chi	7	4	2.70	15	14	0	73.1	67	30	22	3	4	25	64	3	1.25	.245
Hamren, Erik	0	1	1.13	15	0	1	16.0	7	2	2	1	4	8	21	2	0.94	.135
Harrison, Matt	1	0	1.69	3	3	0	16.0	12	4	3	0	0	4	10	1	1.00	.207
Henry, Randy	1	0	3.38	9	0	1	13.1	15	5	5	0	3	3	6	1	1.35	.283
Holland, Derek	0	0	0.00	2	2	0	5.0	3	0	0	0	0	2	8	0	1.00	.176
Jackson, Luke	8	2	3.02	15	14	1	83.1	58	28	28	5	4	24	83	8	0.98	.191
Kela, Keone	2	1	1.86	36	0	5	38.2	22	14	8	1	2	27	55	4	1.27	.162
Klein, Phil	3	0	0.81	24	0	10	33.1	15	3	3	0	1	14	42	4	0.87	.139
Lamb, Will	4	2	1.09	26	0	3	33.0	18	5	4	1	1	26	34	4	1.33	.168
Lotzkar, Kyle	3	2	4.93	30	8	1	65.2	65	39	36	6	4	40	65	8	1.60	.254
Martinez, Nick	0	0	1.86	2	2	0	9.2	8	2	2	0	1	7	9	2	1.55	.222
McElwee, Josh	0	0	1.00	6	0	0	9.0	4	1	1	0	0	2	8	0	0.67	.129
Mendoza, Francisco	4	1	2.63	45	0	8	65.0	50	24	19	6	5	30	66	5	1.23	.215
Monegro, Jose	0	1	15.75	2	1	0	4.0	6	7	7	1	1	2	4	1	2.00	.333
Ortiz, Joe	0	2	4.50	13	0	1	16.0	24	9	8	2	0	2	8	2	1.63	.348
Reyes, Jimmy	3	2	5.34	27	0	0	30.1	33	20	18	1	0	13	30	2	1.52	.280
Rodebaugh, Ryan	3	0	5.73	33	0	0	37.2	48	25	24	2	1	18	50	1	1.75	.304
Rodriguez, Guilder	0	0	9.00	1	0	0	1.0	2	1	1	0	0	1	0	0	3.00	.400
Saunders, Joe	0	1	5.79	2	2	0	9.1	11	7	6	3	1	2	6	0	1.39	.314
Scheppers, Tanner	0	0	0.00	2	1	0	2.0	2	1	0	0	0	1	1	1	1.50	.250
Thompson, Jake	3	1	3.28	7	6	0	35.2	28	13	13	3	1	18	44	1	1.29	.219
West, Matt	2	0	0.68	8	0	3	13.1	7	1	1	1	1	2	10	3	0.68	.156
<b>Team Total</b>	<b>80</b>	<b>59</b>	<b>3.39</b>	<b>139</b>	<b>139</b>	<b>38</b>	<b>1,216.2</b>	<b>1,048</b>	<b>538</b>	<b>458</b>	<b>89</b>	<b>56</b>	<b>465</b>	<b>1,136</b>	<b>80</b>	<b>1.24</b>	<b>.231</b>

# 2015 STATISTICS

BATTERS	AVG	G	AB	R	H	2B	3B	HR	RBI	BB	SO	SB	CS	OBP	SLG	OPS
Adams, Trevor	.230	94	344	39	79	16	2	7	32	29	110	6	2	.290	.349	.639
Alfaro, Jorge	.253	49	190	22	48	15	2	5	21	9	61	2	1	.314	.432	.746
Beck, Preston	.224	93	343	38	77	12	4	5	42	39	60	8	2	.303	.327	.630
Bolinger, Royce	.156	25	96	7	15	3	0	1	6	4	37	0	0	.198	.219	.417
Brinson, Lewis	.291	28	110	14	32	8	1	6	23	6	28	2	1	.328	.545	.873
Burg, Alex	.271	50	181	26	49	11	0	7	22	21	47	1	0	.353	.448	.800
Cantwell, Patrick	.187	60	198	22	37	3	2	3	19	16	43	0	0	.256	.268	.523
Cone, Zach	.257	40	144	10	37	11	0	3	20	6	46	0	0	.291	.396	.687
Cordell, Ryan	.217	56	221	26	48	5	3	5	18	12	73	10	1	.263	.335	.597
Corporan, Carlos	.200	3	10	0	2	0	0	0	0	0	1	0	0	.200	.200	.400
Deplan, Kellin	.214	19	70	5	15	3	0	1	4	3	22	0	0	.247	.300	.547
Gallo, Joey	.314	34	121	21	38	10	1	9	31	24	49	1	0	.425	.636	1.061
Garcia, Edwin	.269	22	78	7	21	2	0	0	5	5	14	0	1	.306	.295	.601
Garia, Chris	.169	20	71	4	12	1	1	0	1	1	14	4	2	.192	.211	.403
Hamilton, Josh	.526	5	19	10	10	3	0	1	4	2	2	0	0	.571	.842	1.414
Lacrus, Sherman	.091	3	11	2	1	0	1	0	1	0	1	0	0	.091	.273	.364
Marte, Luis	.206	62	228	24	47	7	1	3	17	3	41	9	3	.215	.285	.500
Mazara, Nomar	.284	111	409	57	116	22	2	13	56	47	92	2	0	.357	.443	.800
Mendez, Luis	.239	98	335	35	80	10	4	2	35	29	72	9	8	.304	.310	.614
Moorman, Chuck	.000	1	3	0	0	0	0	0	0	2	0	0	0	.000	.000	.000
Pastornicky, Tyler	.276	28	105	14	29	4	0	0	5	4	13	1	2	.327	.314	.642
Profar, Jurickson	.200	3	10	0	2	1	0	0	1	1	2	0	0	.250	.300	.550
Robinson, Drew	.231	126	432	78	100	23	5	21	64	83	139	14	8	.360	.454	.814
Rodriguez, Guilder	.248	37	125	15	31	4	0	0	13	20	23	6	2	.347	.280	.627
Skole, Jake	.218	57	188	23	41	8	1	4	12	25	60	10	1	.313	.335	.648
Valencia, Ricardo	.111	3	9	0	1	0	0	0	0	4	0	0	0	.111	.111	.222
Votolato, Doug	.000	4	7	1	0	0	0	0	0	4	0	0	0	.000	.000	.000
Weems, Beamer	.100	5	20	1	2	0	0	0	0	0	1	0	0	.100	.100	.200
Williams, Nick	.299	97	378	56	113	21	4	13	45	32	77	10	8	.357	.479	.836
Wise, J.T.	.241	57	199	16	48	12	0	6	27	23	58	1	1	.326	.392	.718
<b>Team Total</b>	<b>.243</b>	<b>139</b>	<b>4,655</b>	<b>573</b>	<b>1,131</b>	<b>215</b>	<b>34</b>	<b>115</b>	<b>524</b>	<b>444</b>	<b>1,196</b>	<b>96</b>	<b>43</b>	<b>.313</b>	<b>.378</b>	<b>.691</b>

PITCHERS	W	L	ERA	G	GS	SV	IP	H	R	ER	HR	HB	BB	SO	WP	WHIP	AVG
Asher, Alec	1	4	3.98	8	8	0	43.0	39	20	19	3	2	18	43	5	1.33	.241
Beck, Preston	0	0	0.00	1	0	0	0.1	1	0	0	0	0	1	0	0	6.00	.333
Bell, Chad	7	13	4.58	27	23	0	141.1	154	83	72	11	5	42	118	3	1.39	.277
Buckel, Cody	0	1	14.40	10	0	0	10.0	16	16	16	3	1	11	6	0	2.70	.364
Cabrera, Edwar	4	2	3.68	27	7	0	71.0	69	33	29	6	4	17	51	3	1.21	.258
Castillo, Lendy	2	2	4.73	19	0	0	32.1	34	21	17	4	0	23	23	4	1.76	.281
Detwiler, Ross	0	0	7.36	2	0	0	3.2	7	3	3	0	0	2	4	1	2.45	.412
Ege, Cody	3	2	0.85	26	0	1	31.2	26	10	3	1	1	19	37	2	1.42	.228
Eickhoff, Jerad	1	0	2.70	2	2	0	10.0	7	3	3	2	1	3	14	3	1.00	.194
Faulkner, Andrew	7	4	4.19	28	15	1	92.1	84	50	43	9	6	47	90	1	1.42	.243
Fujikawa, Kyuji	0	0	9.00	1	0	0	1.0	3	3	1	0	0	0	0	1	3.00	.500
Garcia, Martine	0	0	20.25	3	0	0	1.1	2	3	3	0	0	2	0	0	3.00	.400
Gullon, Juan	1	3	5.45	25	0	0	39.2	41	27	24	9	0	17	33	1	1.46	.273
Harrison, Matt	0	0	7.50	1	1	0	6.0	9	5	5	0	0	3	3	0	2.00	.346
Hernandez, Jefri	1	2	4.18	25	0	0	32.1	39	16	15	1	3	14	30	7	1.64	.300
Holland, Derek	0	0	8.10	1	1	0	3.1	7	3	3	1	0	1	5	0	2.40	.412
Irwin, Phil	0	3	6.75	4	4	0	20.0	26	15	15	3	2	6	22	3	1.60	.310
James, Chad	0	0	4.81	13	0	0	24.1	20	13	13	3	5	13	24	1	1.36	.222
Kela, Keone	1	0	0.00	2	0	0	2.0	1	0	0	0	0	2	0	0	0.50	.143
Kendall, Cody	0	0	2.08	8	0	0	8.2	13	3	2	0	0	4	7	1	1.96	.317
Lamb, Will	1	1	3.12	22	0	0	26.0	27	11	9	0	3	11	24	1	1.46	.260
Leclerc, Anyelo	0	1	5.40	1	0	0	1.2	3	1	1	0	0	1	0	0	2.40	.375
Leclerc, Jose	6	8	5.77	26	22	0	103.0	97	66	66	8	6	73	98	13	1.65	.249
Lopez, Frank	3	7	4.92	16	15	0	75.0	87	45	41	9	3	34	58	6	1.61	.295
Lotzkar, Kyle	1	4	8.77	16	0	0	25.2	30	27	25	3	3	17	24	8	1.83	.306
Martinez, David	3	5	2.84	40	0	22	50.2	47	18	16	1	0	14	41	3	1.20	.250
McElwee, Josh	2	1	6.97	18	0	4	20.2	25	17	16	0	0	11	12	5	1.74	.298
Mendoza, Francisco	1	0	0.00	12	0	6	13.0	13	0	0	0	1	4	14	0	1.31	.260
Monegro, Jose	0	0	7.36	7	0	0	7.1	8	6	6	2	0	3	4	0	1.50	.276
Parks, Adam	0	1	4.26	9	0	0	12.2	12	6	6	3	0	4	11	1	1.26	.250
Parra, Luis	0	0	27.00	1	0	0	2.0	7	6	6	1	0	1	4	0	4.00	.500
Payano, Victor	4	4	5.05	29	15	0	92.2	91	62	52	13	3	64	78	6	1.67	.255
Perez, Martin	0	0	3.18	2	2	0	5.2	7	2	2	1	0	1	8	0	1.41	.292
Pirela, Jesus	2	3	3.31	37	0	2	51.2	43	21	19	4	2	24	64	8	1.30	.228
Quintana, Adam	0	1	3.00	2	1	0	9.0	9	3	3	2	0	2	13	0	1.22	.250
Rodriguez, Guilder	0	0	0.00	1	0	0	0.2	2	0	0	0	0	1	0	0	4.50	.500
Sadzeck, Connor	1	1	9.61	7	6	0	19.2	22	21	21	1	4	17	16	4	1.98	.293
Scheppers, Tanner	0	0	1.59	6	0	0	5.2	4	2	1	0	0	3	8	1	1.24	.190
Slack, Ryne	0	0	1.06	11	0	0	17.0	7	2	2	2	1	6	16	1	0.76	.130
Smith, Chad	0	0	6.75	4	0	0	4.0	3	3	3	0	1	2	4	0	1.25	.214
Swanson, Erik	0	0	9.00	1	0	0	1.0	2	1	1	0	0	2	1	1	4.00	.500
Thompson, Jake	6	6	4.72	17	17	0	87.2	94	51	46	7	7	30	78	5	1.41	.272
Valdespina, Jose	1	0	2.31	8	0	0	11.2	7	3	3	0	0	6	5	1	1.11	.179
Werner, John	0	0	27.00	2	0	0	2.0	7	6	6	0	0	1	3	2	4.00	.583
Wise, J.T.	0	0	9.00	2	0	0	2.0	4	3	2	0	0	1	0	0	2.50	.400
<b>Team Total</b>	<b>60</b>	<b>79</b>	<b>4.70</b>	<b>139</b>	<b>139</b>	<b>36</b>	<b>1,222.1</b>	<b>1,256</b>	<b>710</b>	<b>638</b>	<b>113</b>	<b>64</b>	<b>576</b>	<b>1,096</b>	<b>102</b>	<b>1.50</b>	<b>.266</b>



# 2016 STATISTICS

BATTERS	AVG	G	AB	R	H	2B	3B	HR	RBI	BB	SO	SB	CS	OBP	SLG	OPS
Arroyo, Carlos	.222	6	18	0	4	1	0	0	2	0	4	0	0	.211	.278	.488
Beck, Preston	.289	68	235	35	68	13	5	7	30	21	41	4	1	.358	.477	.834
Bell, Alexeis	.263	27	95	8	25	11	0	1	10	9	15	1	1	.330	.411	.741
Blair, Carson	.164	19	67	8	11	4	0	1	7	9	26	1	1	.282	.269	.551
Brinson, Lewis	.237	77	304	46	72	14	6	11	40	17	64	11	4	.280	.431	.711
Burg, Alex	.219	56	196	22	43	12	0	7	31	16	43	1	0	.288	.388	.675
Chirinos, Robinson	.000	3	9	0	0	0	0	0	0	0	2	0	0	.000	.000	.000
Choo, Shin-Soo	.300	6	20	0	6	1	0	0	0	3	7	0	1	.417	.350	.767
Cone, Zach	.208	36	125	18	26	7	1	5	26	8	42	2	0	.263	.400	.663
Cordell, Ryan	.264	107	405	69	107	22	5	19	70	32	97	12	4	.319	.484	.803
Deglan, Kellin	.194	83	268	24	52	8	1	9	27	18	108	1	3	.256	.332	.588
Garcia, Edwin	.250	34	124	9	31	4	0	0	9	8	19	5	1	.293	.282	.575
Garia, Chris	.132	14	38	1	5	0	0	0	0	1	11	1	3	.175	.132	.307
Gimenez, Chris	.240	7	25	3	6	0	0	1	4	3	8	0	0	.345	.360	.705
Guzman, Ronald	.288	102	375	51	108	16	5	15	56	33	82	2	1	.348	.477	.825
Hamilton, Josh	.000	1	2	0	0	0	0	0	0	0	0	0	0	.000	.000	.000
Ibanez, Andy	.261	81	307	39	80	18	2	6	31	25	47	5	2	.318	.391	.708
Jackson, Joe	.269	113	413	41	111	23	3	5	52	28	88	2	4	.323	.375	.698
Kiner-Falefa, Isiah	.256	108	402	55	103	8	2	0	27	41	51	6	6	.341	.286	.627
Marte, Luis	.264	73	265	29	70	15	1	5	31	5	58	6	4	.284	.385	.669
Mastroianni, Darin	.232	23	95	14	22	6	0	1	6	5	15	5	2	.284	.326	.611
Matta, Erick	.071	6	14	0	1	0	0	0	0	0	6	0	0	.071	.071	.143
Mendez, Luis	.212	73	231	29	49	6	0	1	21	25	52	6	4	.293	.251	.545
Pinto, Eduard	.318	29	110	13	35	5	0	0	12	9	8	3	1	.372	.364	.736
Silva, Luis	.077	4	13	0	1	0	0	0	0	1	3	0	0	.143	.077	.220
Triunfel, Alberto	.184	87	293	22	54	12	0	1	21	12	64	4	2	.223	.235	.459
Van Hoosier, Evan	.263	23	80	8	21	1	2	0	4	4	14	1	1	.298	.325	.623
Weber, Garrett	.288	22	80	13	23	1	0	1	10	8	17	0	1	.360	.338	.697
<b>Team Total</b>	<b>.246</b>	<b>139</b>	<b>4,610</b>	<b>557</b>	<b>1,134</b>	<b>208</b>	<b>33</b>	<b>96</b>	<b>527</b>	<b>341</b>	<b>993</b>	<b>79</b>	<b>47</b>	<b>.304</b>	<b>.368</b>	<b>.372</b>

PITCHERS	W	L	ERA	G	GS	SV	IP	H	R	ER	HR	HB	BB	SO	WP	WHIP	AVG
Beck, Preston	1	0	4.50	1	0	0	2.0	2	1	1	0	0	2	2	0	2.00	.286
Buckel, Cody	0	0	0.00	4	0	0	4.2	1	0	0	0	1	7	2	1	1.71	.071
Bush, Matt	0	2	2.65	12	0	5	17.0	9	5	5	2	1	4	18	2	0.76	.158
Carroll, Scott	2	1	2.92	7	7	0	37.0	27	12	12	2	3	7	24	1	0.92	.199
Darvish, Yu	1	1	2.25	5	5	0	20.0	14	7	5	1	0	7	24	1	1.05	.197
Fasola, Johnny	3	1	3.73	22	0	5	31.1	32	17	13	2	1	9	35	3	1.31	.264
Filomeno, Joe	2	0	2.20	30	0	4	41.0	23	11	10	3	2	30	49	2	1.29	.172
Garrett, Reed	3	8	5.74	26	15	0	94.0	100	65	60	10	4	44	79	11	1.53	.273
Griffin, A.J.	0	1	3.48	3	3	0	10.1	12	5	4	0	0	4	13	1	1.55	.279
Grullon, Juan	3	3	3.48	22	0	0	41.1	37	16	16	3	0	19	48	2	1.35	.242
Hernandez, Jefri	1	0	3.00	12	0	1	15.0	13	7	5	0	1	12	15	2	1.67	.245
Jackson, Luke	0	1	4.81	20	0	1	24.1	27	18	13	4	2	17	32	5	1.81	.276
Jurado, Ariel	1	4	3.30	8	6	0	43.2	44	17	16	3	2	10	35	3	1.24	.263
Kela, Keone	0	0	0.00	3	0	0	3.0	1	0	0	0	1	0	4	2	0.33	.083
Leclerc, Jose	0	5	3.52	10	2	1	23.0	17	11	9	1	1	10	28	2	1.17	.210
Ledbetter, Ryan	0	3	5.79	19	0	0	28.0	32	20	18	5	0	15	26	8	1.68	.283
Lewis, Colby	0	0	9.00	2	2	0	6.0	12	6	6	0	0	2	2	1	2.33	.400
Lopez, Frank	5	6	5.28	23	14	0	92.0	110	55	54	9	2	34	77	3	1.57	.304
Martinez, Emerson	0	0	4.32	5	0	0	8.1	7	4	4	1	0	6	5	2	1.56	.233
Martinez, Nick	0	0	3.00	1	1	0	6.0	4	2	2	1	0	1	7	1	0.83	.182
Mendez, Yohander	4	1	3.09	10	10	0	46.2	39	18	16	2	4	14	46	5	1.14	.228
Monegro, Jose	0	1	12.79	4	0	0	6.1	11	10	9	1	0	6	4	0	2.68	.367
Ortiz, Luis	1	4	4.08	9	8	1	39.2	47	25	18	3	5	7	34	3	1.36	.296
Palmquist, Cody	1	0	0.69	7	0	1	13.0	8	1	1	0	0	1	9	0	0.69	.190
Parks, Adam	1	0	1.86	17	0	6	19.1	9	9	4	3	1	3	30	2	0.62	.134
Payano, Victor	7	6	4.05	19	19	0	100.0	106	51	45	12	6	44	96	9	1.50	.270
Pena, Richelson	3	3	4.07	16	4	0	42.0	35	20	19	6	0	18	38	2	1.26	.224
Perez, David	1	6	4.83	28	3	0	54.0	54	32	29	5	8	31	51	6	1.57	.270
Richman, Jason	0	1	2.55	12	0	0	17.2	10	5	5	1	4	7	8	1	0.96	.169
Sadzeck, Connor	10	8	4.16	25	23	0	140.2	127	68	65	18	13	52	133	18	1.27	.244
Scheppers, Tanner	0	0	4.50	2	1	0	2.0	2	1	1	0	0	1	1	0	1.50	.286
Shortslef, Jake	0	1	11.57	2	0	0	2.1	4	3	3	0	0	3	3	1	3.00	.364
Slack, Ryne	2	4	3.88	39	0	4	48.2	41	24	21	5	6	28	41	3	1.42	.225
Snodgrass, Jack	3	1	3.78	6	6	0	33.1	28	14	14	3	4	14	30	3	1.26	.222
Valdespina, Jose	4	1	4.01	31	0	3	49.1	51	25	22	4	3	19	35	4	1.42	.266
Wolff, Sam	4	3	4.83	10	10	0	50.1	49	28	27	7	0	31	39	3	1.59	.250
<b>Team Total</b>	<b>63</b>	<b>76</b>	<b>4.09</b>	<b>139</b>	<b>139</b>	<b>32</b>	<b>1,213.1</b>	<b>1,145</b>	<b>613</b>	<b>551</b>	<b>117</b>	<b>75</b>	<b>519</b>	<b>1,123</b>	<b>113</b>	<b>1.37</b>	<b>.250</b>





## 2017 STATISTICS

BATTERS	AVG	G	AB	R	H	2B	3B	HR	RBI	BB	SO	SB	CS	OBP	SLG	OPS
Aguilera, Eric	.222	111	387	52	86	18	0	15	51	53	120	1	2	.321	.385	.706
Alberto, Hanser	.273	3	11	2	3	1	0	0	0	1	2	0	0	.333	.364	.697
Bolinger, Royce	.234	91	325	38	76	18	1	9	38	15	102	0	0	.281	.378	.659
Cardona, Jose	.277	109	429	46	119	19	3	7	47	22	48	14	10	.316	.385	.701
De Leon, Michael	.223	112	394	29	88	16	1	2	35	18	48	3	2	.257	.284	.541
Gomez, Carlos	.167	2	6	1	1	0	0	1	2	0	0	0	0	.286	.667	.952
Heineman, Scott	.284	117	468	82	133	26	7	9	44	50	121	12	9	.363	.427	.790
Hernandez, Yonny	.000	3	3	0	0	0	0	0	0	0	1	0	0	.000	.000	.000
Ibanez, Andy	.265	82	310	33	82	14	2	8	29	25	48	6	1	.323	.400	.723
Kiner-Falefa, Isiah	.288	129	513	58	148	31	3	5	48	41	72	17	6	.350	.390	.740
Lipka, Matt	.160	33	94	16	15	4	1	0	6	3	32	5	1	.216	.223	.439
Marte, Luis	.231	47	169	19	39	7	1	6	25	5	23	3	3	.249	.391	.639
Mendez, Luis	.100	8	20	2	2	1	0	0	3	9	7	2	0	.379	.150	.529
Napoli, Mike	.000	1	4	0	0	0	0	0	0	0	2	0	0	.000	.000	.000
O'Brien, Peter	.077	3	13	1	1	1	0	0	1	2	6	0	0	.200	.154	.354
O'Neill, Michael	.262	74	271	31	71	9	4	8	22	26	82	12	3	.345	.413	.759
Profar, Juremi	.263	109	415	38	109	13	2	10	40	19	58	1	2	.297	.376	.672
Tendler, Luke	.245	113	420	51	103	24	2	13	49	41	104	1	2	.315	.405	.719
Torres, Kevin	.133	16	45	1	6	0	0	0	3	1	10	0	0	.149	.133	.282
Trevino, Jose	.241	105	402	39	97	12	0	7	42	19	44	1	2	.275	.323	.598
Vettleson, Drew	.190	26	100	6	19	3	0	3	9	3	36	5	1	.221	.310	.531
<b>Team Total</b>	<b>.250</b>	<b>140</b>	<b>4,799</b>	<b>545</b>	<b>1,198</b>	<b>217</b>	<b>27</b>	<b>103</b>	<b>494</b>	<b>353</b>	<b>966</b>	<b>83</b>	<b>44</b>	<b>.307</b>	<b>.370</b>	<b>.677</b>

PITCHERS	W	L	ERA	G	GS	SV	IP	H	R	ER	HR	HB	BB	SO	WP	WHIP	AVG
Bolinger, Royce	1	1	5.40	2	0	0	1.2	2	1	1	0	0	3	1	0	3.00	.333
Chapman, Jaye	1	0	6.23	3	0	0	4.1	5	3	3	0	0	0	4	0	1.15	.294
Cook, Clayton	2	2	6.37	27	0	1	29.2	35	24	21	4	2	20	31	6	1.85	.289
Davis, Tyler	4	2	2.32	12	12	0	81.1	61	22	21	8	0	9	46	1	0.86	.213
Diekman, Jake	1	0	1.80	5	1	0	5.0	3	1	1	0	0	0	6	0	0.60	.176
Dykstra, James	0	1	1.46	8	2	2	24.2	16	5	4	1	1	4	19	2	0.81	.188
Feigl, Brady	1	1	5.45	27	0	0	34.2	46	23	21	3	1	10	37	4	1.62	.301
Filomeno, Joe	0	3	8.10	29	0	0	36.2	50	39	33	8	6	22	35	4	1.96	.318
Gardewine, Nick	1	2	2.21	33	0	6	36.2	35	10	9	2	2	12	53	0	1.28	.252
Garrett, Reed	2	5	4.98	44	4	10	68.2	69	41	38	10	3	31	70	5	1.46	.265
Griffin, A.J.	0	0	0.00	1	1	0	5.0	4	0	0	0	1	2	5	0	1.20	.211
Hamels, Cole	1	0	1.04	2	2	0	8.2	3	1	1	1	0	2	8	0	0.58	.107
Jurado, Ariel	9	11	4.59	27	27	0	157.0	188	93	80	16	10	37	95	5	1.43	.302
Leclerc, Jose	0	0	0.00	2	0	0	2.0	1	0	0	0	0	0	3	0	0.50	.143
Ledbetter, David	1	4	5.72	16	4	1	39.1	41	30	25	4	4	18	39	3	1.50	.265
Loewen, Adam	0	1	3.48	18	0	1	20.2	19	8	8	0	5	12	25	1	1.50	.247
McCain, Shane	2	2	5.51	36	0	1	50.2	62	32	31	10	3	8	38	2	1.38	.304
Mendez, Yohander	7	8	3.79	24	24	0	137.2	114	60	58	23	10	43	124	2	1.14	.228
Palmqvist, Cody	1	1	4.50	32	2	1	48.0	41	24	24	8	1	13	34	3	1.13	.228
Payano, Pedro	4	5	3.63	17	16	0	84.1	76	37	34	4	16	42	77	6	1.40	.247
Pena, Richelson	2	3	3.24	5	5	0	33.1	34	14	12	3	0	6	23	0	1.20	.262
Rodriguez, Ricardo	2	0	1.20	12	0	5	15.0	9	2	2	1	1	1	17	1	0.67	.176
Ross, Tyson	1	1	2.31	2	2	0	11.2	11	5	3	0	0	4	10	0	1.29	.256
Sadzeck, Connor	4	8	6.25	38	13	0	93.2	104	67	65	13	9	39	111	6	1.53	.283
Slack, Ryne	2	2	2.52	27	0	3	35.2	30	13	10	2	1	17	30	2	1.32	.224
Torres, Kevin	0	1	2.70	2	0	0	3.1	3	1	1	0	0	3	0	0	1.80	.231
Valdespina, Jose	0	1	4.50	3	0	0	4.0	3	2	2	0	1	0	3	0	0.75	.200
Wiles, Collin	9	12	4.86	28	25	0	150.0	177	92	81	22	6	28	107	6	1.37	.294
Wolff, Sam	2	3	3.54	16	0	3	20.1	20	9	8	3	1	10	27	1	1.48	.244
<b>Team Total</b>	<b>60</b>	<b>80</b>	<b>4.31</b>	<b>140</b>	<b>140</b>	<b>34</b>	<b>1,243.2</b>	<b>1,262</b>	<b>659</b>	<b>596</b>	<b>146</b>	<b>84</b>	<b>396</b>	<b>1,078</b>	<b>60</b>	<b>1.33</b>	<b>.264</b>



# 2018 STATISTICS

BATTERS	AVG	G	AB	R	H	2B	3B	HR	RBI	BB	SO	SB	CS	OBP	SLG	OPS
Alvarez, Eliezer	.228	108	408	68	93	17	6	12	43	42	124	26	2	.301	.387	.688
Andrus, Elvis	.056	5	18	1	1	0	0	0	0	1	2	0	0	.105	.056	.161
Beck, Preston	.260	122	442	58	115	21	3	13	53	38	94	0	3	.328	.410	.737
Cardona, Jose	.268	54	194	28	52	8	0	5	16	22	33	9	4	.348	.387	.735
Cole, Hunter	.330	53	200	27	66	9	2	8	28	29	55	1	2	.412	.515	.927
De Leon, Michael	.262	135	503	54	132	21	0	4	49	21	69	1	1	.295	.328	.623
DeShields, Delino	.278	7	18	2	5	0	0	0	0	8	2	2	2	.500	.278	.778
Garay, Carlos	.313	56	208	23	65	12	0	2	21	8	23	0	1	.341	.399	.740
Gose, Anthony	.273	8	22	5	6	0	1	0	2	1	7	2	0	.320	.364	.684
Heineman, Scott	.522	7	23	6	12	2	0	1	10	7	5	2	1	.613	.739	1.352
Hernandez, Yonny	.273	4	11	3	3	0	0	0	1	4	3	2	0	.438	.273	.710
Hood, Destin	.225	71	240	30	54	10	2	11	36	18	79	3	2	.281	.421	.702
Inoa, Cristian	.143	3	7	0	1	0	0	0	0	1	1	0	0	.250	.143	.393
Joseph, Tommy	.286	7	28	2	8	2	0	0	3	2	5	0	0	.323	.357	.680
La O, Luis Yander	.290	77	286	31	83	9	2	3	43	17	45	6	4	.332	.367	.699
Marte, Luis	.223	31	112	9	25	6	0	1	6	0	24	1	2	.223	.304	.527
Mazara, Nomar	.125	2	8	0	1	0	0	0	0	0	4	0	0	.125	.125	.250
Mendez, Luis	.242	75	227	31	55	11	0	5	35	24	52	4	2	.318	.357	.674
Moorman, Chuck	.191	49	157	9	30	7	1	3	12	20	61	0	1	.281	.306	.587
Morgan, Josh	.231	79	294	30	68	14	1	3	30	27	49	1	1	.301	.316	.618
Noonan, Nick	.375	4	16	1	6	3	0	0	6	2	1	0	0	.421	.563	.984
O'Banion, Austin	.188	4	16	2	3	0	0	0	1	1	7	0	0	.235	.188	.423
O'Neill, Michael	.255	121	440	63	112	23	2	12	39	41	119	31	6	.327	.398	.724
Odor, Rougned	.200	2	5	0	1	1	0	0	1	1	1	0	0	.333	.400	.733
Perez, Carlos	.250	4	16	3	4	2	0	2	5	2	5	0	0	.333	.750	1.083
Perez, Carlos	.227	13	44	8	10	1	0	0	5	7	15	0	0	.346	.250	.596
Prime, Correlle	.257	41	144	17	37	9	0	5	17	11	55	1	1	.312	.424	.736
Profar, Juremi	.232	98	349	37	81	12	0	10	51	24	46	1	4	.283	.352	.636
Robinson, Drew	.125	2	8	2	1	0	0	1	4	1	5	1	0	.222	.500	.722
Rollin, Franklin	.303	10	33	5	10	3	1	1	5	2	8	3	0	.361	.545	.907
Rua, Ryan	.250	3	8	1	2	0	0	0	1	1	2	0	0	.333	.250	.583
Tocci, Carlos	.318	7	22	4	7	0	1	0	1	4	5	3	1	.407	.409	.816
Trevino, Jose	.234	46	184	18	43	7	1	3	16	13	27	0	1	.284	.332	.615
<b>Team Total</b>	<b>.254</b>	<b>140</b>	<b>4,694</b>	<b>579</b>	<b>1,194</b>	<b>210</b>	<b>23</b>	<b>105</b>	<b>540</b>	<b>402</b>	<b>1,033</b>	<b>102</b>	<b>42</b>	<b>.316</b>	<b>.376</b>	<b>.692</b>

PITCHERS	W	L	ERA	G	GS	SV	IP	H	R	ER	HR	HB	BB	SO	WP	WHIP	AVG
Arredondo, Edgar	0	4	4.80	9	8	1	45.0	50	24	24	4	4	10	27	3	1.33	.286
Barnette, Tony	0	0	0.00	3	0	0	4.0	4	0	0	0	0	0	1	0	1.00	.286
Benjamin, Wes	5	6	3.62	15	15	0	79.2	76	32	32	9	0	23	72	4	1.24	.249
Choplick, Adam	5	1	6.08	29	0	0	37.0	45	28	25	3	3	22	42	4	1.81	.313
Cook, Clayton	0	0	5.06	5	0	0	5.1	6	4	3	0	0	6	5	0	2.25	.261
Davis, Tyler	2	7	6.41	31	11	3	78.2	118	61	56	8	2	25	56	8	1.82	.344
Dykstra, James	0	2	14.85	5	0	0	6.2	16	11	11	2	1	2	7	2	2.70	.457
Fasola, Johnny	1	2	4.05	21	0	1	26.2	28	14	12	0	0	11	27	3	1.46	.257
Feigl, Brady	1	0	0.00	11	0	2	16.1	7	0	0	0	1	4	12	1	0.67	.135
Filomeno, Joe	0	1	9.82	6	0	0	7.1	13	8	8	2	0	4	8	0	2.32	.382
Garrett, Reed	3	1	1.69	35	0	16	42.2	29	11	8	2	1	14	46	6	1.01	.204
Gose, Anthony	1	0	6.52	21	0	1	19.1	17	15	14	5	2	23	18	3	2.07	.243
Hearn, Taylor	1	2	5.04	5	5	0	25.0	29	14	14	5	0	9	33	0	1.52	.284
Hernandez, Jonathan	4	4	4.92	12	12	0	64.0	58	38	35	6	4	36	57	10	1.47	.247
Huang, Wei-Chieh	1	1	6.30	9	0	0	20.0	21	14	14	5	2	8	25	5	1.45	.269
Jensen, Chris	1	0	1.50	1	1	0	6.0	4	1	1	0	0	2	4	2	1.00	.190
Jones, James	0	0	10.50	6	0	0	6.0	10	8	7	2	1	3	7	1	2.17	.357
Jurado, Ariel	5	3	3.28	16	16	0	101.2	107	42	37	12	3	17	58	1	1.22	.272
Martin, Brett	2	10	7.28	29	15	0	89.0	138	78	72	7	2	29	96	12	1.88	.357
Martin, Chris	0	0	0.00	2	0	0	2.0	2	0	0	0	0	3	0	0	1.00	.250
Mendez, Luis	0	0	7.71	2	0	0	2.1	2	2	2	1	2	3	1	0	2.14	.222
Mendez, Yohander	1	1	4.91	6	6	0	33.0	33	19	18	6	1	10	32	3	1.30	.262
Palmquist, Cody	0	4	7.24	10	0	0	13.2	18	14	11	6	0	7	13	0	1.83	.333
Palumbo, Joe	1	0	1.93	2	2	0	9.1	6	2	2	0	1	3	10	2	0.96	.182
Parks, Adam	1	4	4.26	34	0	4	44.1	41	24	21	6	3	15	47	6	1.26	.237
Payano, Pedro	5	10	5.54	25	22	0	118.2	120	83	73	15	17	48	87	12	1.42	.263
Pelham, C.D.	2	0	6.16	24	0	2	19.0	20	14	13	1	3	13	19	7	1.74	.270
Pena, Richelson	4	3	2.43	11	11	0	66.2	64	22	18	7	2	12	54	3	1.14	.251
Perez, Martin	1	0	0.00	1	1	0	6.0	2	0	0	0	0	3	4	0	0.83	.095
Rodriguez, Ricardo	0	0	3.00	3	0	0	3.0	2	1	1	1	0	0	1	0	0.67	.200
Rowland, Robby	0	0	9.00	1	0	0	1.0	2	2	1	0	0	0	1	0	2.00	.500
Slack, Ryne	2	3	6.84	34	1	1	48.2	56	37	37	8	4	26	39	1	1.68	.290
Springs, Jeffrey	3	2	4.82	20	0	1	37.1	39	20	20	2	2	7	68	3	1.23	.269
St. John, Locke	2	0	4.24	11	0	0	17.0	16	8	8	3	1	8	17	2	1.41	.254
Topa, Justin	2	3	5.71	9	6	0	41.0	53	26	26	4	2	13	34	4	1.61	.319
Vivas, Samir	1	0	2.25	6	0	0	8.0	6	2	2	0	0	2	12	3	1.00	.194
Wagner, Tyler	1	1	2.84	3	3	0	19.0	16	7	6	1	0	4	14	1	1.05	.219
Weickel, Walker	2	1	3.46	5	1	0	13.0	18	7	5	0	0	4	6	1	1.69	.333
Wiles, Collin	0	1	6.10	4	4	0	20.2	27	14	14	5	3	5	26	0	1.55	.314
Wiper, Cole	0	3	6.04	17	0	1	22.1	34	20	15	3	0	12	19	7	2.06	.354
<b>Team Total</b>	<b>60</b>	<b>80</b>	<b>4.88</b>	<b>140</b>	<b>140</b>	<b>33</b>	<b>1,226.1</b>	<b>1,353</b>	<b>727</b>	<b>665</b>	<b>141</b>	<b>67</b>	<b>443</b>	<b>1,108</b>	<b>120</b>	<b>1.46</b>	<b>.281</b>



## 2019 STATISTICS

<b>BATTERS</b>	<b>AVG</b>	<b>G</b>	<b>AB</b>	<b>R</b>	<b>H</b>	<b>2B</b>	<b>3B</b>	<b>HR</b>	<b>RBI</b>	<b>BB</b>	<b>SO</b>	<b>SB</b>	<b>CS</b>	<b>OBP</b>	<b>SLG</b>	<b>OPS</b>	
Altmann, Josh	.222	54	162	21	36	13	0	4	25	10	44	1	1	.299	.377	.675	
Alvarez, Eliezer	.230	98	352	48	81	14	2	9	44	49	123	12	8	.323	.358	.681	
Andrus, Elvis	.167	2	6	1	1	0	0	1	1	0	1	0	0	.167	.667	.833	
Beck, Preston	.247	99	372	51	92	21	3	11	46	45	87	3	1	.333	.409	.741	
Clark, LeDarius	.200	38	110	17	22	3	0	5	11	6	37	2	3	.262	.364	.626	
Cordero, Andretty	.270	127	500	60	135	21	0	16	82	28	98	2	1	.313	.408	.721	
Davis, Brendon	.202	109	346	38	70	13	1	3	35	42	113	0	3	.298	.272	.569	
De Leon, Michael	.260	127	477	51	124	17	0	3	40	30	62	3	3	.309	.314	.623	
Dorow, Ryan	.213	54	183	23	39	3	3	4	18	20	66	3	1	.313	.328	.641	
Guzmán, Ronald	.222	4	18	2	4	1	0	1	2	0	4	0	0	.222	.444	.667	
Hernandez, Yonny	.276	50	170	28	47	5	2	0	16	30	25	16	4	.394	.329	.724	
Kiner-Falefa, Isiah	.283	17	60	7	17	4	0	2	11	8	9	1	0	.380	.450	.830	
Kowalczyk, Alex	.250	53	176	19	44	4	0	3	16	8	59	1	1	.289	.324	.613	
Leblanc, Charles	.265	124	479	73	127	14	4	7	54	46	114	3	3	.329	.355	.684	
Lopes, Christian	.259	67	251	46	65	14	1	8	32	39	59	10	2	.367	.418	.785	
Moorman, Chuck	.203	20	59	5	12	1	0	3	4	6	19	0	0	.294	.373	.667	
Morgan, Josh	.000	1	3	0	0	0	0	0	0	1	0	0	0	.250	.000	.250	
Pence, Hunter	.167	5	18	1	3	0	0	0	0	1	6	0	0	.211	.167	.377	
Profar, Juremi	.290	90	348	46	101	24	0	10	53	31	53	0	1	.347	.445	.793	
Rollin, Franklin	.211	11	38	6	8	1	0	1	7	4	7	2	1	.333	.316	.649	
Sanchez, Tony	.246	64	228	25	56	11	0	4	31	16	55	0	0	.316	.346	.663	
Taveras, Leody	.265	65	264	32	70	12	4	3	31	23	60	11	8	.320	.375	.695	
<b>Team Total</b>	<b>.250</b>	<b>139</b>	<b>4620</b>	<b>600</b>	<b>1154</b>	<b>196</b>	<b>20</b>	<b>98</b>	<b>559</b>	<b>443</b>	<b>1101</b>	<b>70</b>	<b>41</b>	<b>.322</b>	<b>.365</b>	<b>.687</b>	
<b>PITCHERS</b>	<b>W</b>	<b>L</b>	<b>ERA</b>	<b>G</b>	<b>GS</b>	<b>SV</b>	<b>IP</b>	<b>H</b>	<b>R</b>	<b>ER</b>	<b>HR</b>	<b>HB</b>	<b>BB</b>	<b>SO</b>	<b>WP</b>	<b>WHIP</b>	<b>AVG</b>
Altmann, Josh	0	0	0.00	3	0	0	2.0	1	0	0	0	1	1	0	0	1.00	.143
Arredondo, Edgar	7	3	4.17	20	19	0	101.1	117	48	47	11	11	28	75	7	1.43	.295
Bahr, Jason	4	3	3.23	12	12	0	64.0	43	25	23	2	4	25	68	6	1.06	.198
Barlow, Joe	1	1	1.13	13	0	0	16.0	6	2	2	1	0	6	27	2	0.75	.118
Bass, Blake	8	5	4.63	34	2	2	72.0	65	41	37	3	3	29	72	8	1.31	.240
Beck, Preston	0	0	18.00	1	0	0	1.0	4	2	2	1	0	0	0	1	4.00	.667
Beras, Jairo	1	2	10.50	20	0	2	18.0	26	22	21	3	4	18	20	7	2.44	.338
Burke, Brock	3	5	3.18	9	9	0	45.1	34	19	16	2	2	12	49	2	1.01	.205
Bush, Matt	0	0	1.04	9	0	0	8.2	3	1	1	1	0	2	7	0	0.58	.103
Clase, Emmanuel	1	2	3.35	33	1	11	37.2	34	15	14	1	0	8	39	6	1.12	.236
Dorow, Ryan	0	0	15.00	2	0	0	3.0	6	5	2	0	0	0	0	0	2.00	.429
Dowdy, Kyle	0	0	0.00	1	0	0	1.0	1	0	0	0	1	0	1	0	1.00	.250
Espinal, Yoel	3	4	5.84	28	0	0	44.2	37	33	29	5	6	29	49	11	1.48	.219
Evans, Demarcus	2	0	0.96	30	0	6	37.2	14	4	4	2	0	22	60	1	0.96	.114
Fairbanks, Peter	1	0	0.00	6	0	0	7.1	2	0	0	0	0	0	14	0	0.27	.083
Farrell, Luke	0	0	1.04	5	0	0	8.2	2	2	1	0	1	4	12	1	0.69	.077
Hernández, Jonathan	5	9	5.16	22	16	0	96.0	100	58	55	11	5	38	95	11	1.44	.267
Herrera, Ronald	2	6	6.13	13	12	0	61.2	79	45	42	12	3	11	44	5	1.46	.306
Huang, Wei-Chieh	1	0	1.86	6	1	0	9.2	7	2	2	2	0	2	14	1	0.93	.200
Jones, James	1	1	2.56	40	0	2	56.1	38	22	16	6	6	29	64	5	1.19	.191
Lemoine, Jacob	2	0	0.83	26	0	4	32.2	23	5	3	2	1	10	28	3	1.01	.202
Martinez, Emerson	3	2	4.37	15	8	0	57.2	67	29	28	5	1	20	45	2	1.51	.298
Medina, Jefferson	0	1	6.64	12	1	0	20.1	25	15	15	3	2	9	17	0	1.67	.305
Méndez, Yohander	0	0	1.23	4	0	1	7.1	5	2	1	1	0	6	6	0	1.50	.172
Montero, Rafael	0	0	7.00	5	2	0	9.0	15	7	7	0	1	2	15	0	1.89	.366
Moorman, Chuck	0	0	0.00	1	0	0	1.0	0	0	0	0	0	1	0	0	1.00	.000
Palumbo, Joe	0	0	3.19	11	10	0	53.2	43	21	19	5	2	25	69	0	1.27	.221
Payano, Pedro	3	1	4.43	8	8	0	42.2	30	21	21	3	3	18	49	6	1.13	.199
Pelham, C.D.	1	3	12.05	29	0	0	21.2	32	31	29	4	3	29	30	13	2.82	.337
Peña, Richelson	1	4	4.41	13	6	0	34.2	33	18	17	1	0	5	33	2	1.10	.246
Phillips, Tyler	7	9	4.73	18	16	0	93.1	95	56	49	15	4	20	74	7	1.23	.263
St. John, Locke	3	2	1.52	22	0	4	29.2	21	8	5	2	1	13	42	1	1.15	.202
Vasquez, Esmerling	1	2	6.11	5	4	0	17.2	16	13	12	2	4	15	7	2	1.75	.254
Vólquez, Edinson	0	1	2.25	4	4	0	4.0	3	1	1	0	0	1	5	1	1.00	.200
Weickel, Walker	7	2	3.63	43	1	3	72.0	57	31	29	6	1	29	62	9	1.19	.214
Wiles, Collin	0	3	5.52	9	7	0	31.0	31	19	19	5	1	9	22	1	1.29	.263
<b>Team Total</b>	<b>68</b>	<b>71</b>	<b>4.22</b>	<b>139</b>	<b>139</b>	<b>35</b>	<b>1220.1</b>	<b>1115</b>	<b>623</b>	<b>572</b>	<b>119</b>	<b>71</b>	<b>476</b>	<b>1214</b>	<b>121</b>	<b>1.30</b>	<b>.243</b>



# 2021 STATISTICS

<b>BATTERS</b>	<b>AVG</b>	<b>G</b>	<b>AB</b>	<b>R</b>	<b>H</b>	<b>2B</b>	<b>3B</b>	<b>HR</b>	<b>RBI</b>	<b>BB</b>	<b>SO</b>	<b>SB</b>	<b>CS</b>	<b>OBP</b>	<b>SLG</b>	<b>OPS</b>	
Aparicio, Miguel	.179	15	39	4	7	1	1	0	2	1	12	0	0	.195	.256	.451	
Apostel, Sherren	.236	42	148	20	35	9	0	6	20	17	52	0	0	.317	.419	.736	
Arias, Diosbel	.266	102	379	43	101	17	0	5	40	36	72	3	1	.327	.351	.678	
Barreto, Derwin	.091	6	22	1	2	0	0	0	0	0	8	0	0	.091	.091	.182	
Biggers, Jax	.224	91	290	26	65	12	2	4	31	25	54	14	3	.287	.321	.608	
Crim, Blaine	.288	35	139	24	40	6	0	9	19	7	35	0	0	.331	.525	.856	
Dahl, David	.522	6	23	7	12	0	0	1	7	2	3	1	0	.560	.652	1.212	
Dorow, Ryan	.333	24	90	13	30	9	0	5	15	9	20	0	0	.394	.600	.994	
Foscue, Justin	.247	26	93	14	23	7	0	2	13	8	29	0	1	.317	.387	.704	
Hernandez, Elier	.228	16	57	7	13	1	0	0	7	6	15	2	1	.313	.246	.559	
Holt, Brock	.000	2	6	0	0	0	0	0	1	2	0	0	0	.250	.000	.250	
Hoover, Josh	.087	16	46	3	4	2	0	0	5	4	17	0	0	.176	.130	.306	
Huff, Sam	.237	46	173	24	41	5	0	10	23	16	77	0	0	.309	.439	.748	
Jung, Josh	.308	43	169	25	52	8	1	10	40	13	42	2	2	.366	.544	.910	
Loehr, Trace	.205	13	44	4	9	1	0	0	4	0	15	1	0	.222	.227	.449	
Martinez, J.P.	.242	81	285	45	69	13	4	5	28	42	112	20	0	.355	.368	.723	
Novoa, Melvin	.310	28	84	11	26	8	0	5	15	15	28	1	0	.414	.583	.997	
Pena, Yenci	.222	4	9	3	2	1	0	0	0	1	2	0	0	.300	.333	.633	
Procyshen, Jordan	.197	45	132	21	26	4	0	5	20	20	42	1	0	.325	.341	.666	
Quiroz, Isaias	.231	5	13	1	3	0	0	0	1	1	7	0	1	.286	.231	.517	
Smith, Josh	.294	30	102	12	30	5	0	3	10	18	20	7	2	.425	.431	.856	
Stowers, Josh	.220	89	305	62	67	11	2	20	57	38	106	21	4	.311	.466	.777	
Tejeda, Anderson	.200	47	175	19	35	8	0	9	20	15	82	2	1	.267	.400	.667	
Thompson, Bubba	.275	104	429	73	118	23	9	16	52	29	121	25	8	.325	.483	.808	
Trevino, Jose	.286	6	21	5	6	2	0	1	4	2	4	0	0	.348	.524	.872	
Walker, Steele	.255	63	239	39	61	10	2	10	40	22	45	8	2	.323	.439	.762	
Wendzel, Davis	.239	45	159	23	38	6	0	6	23	21	43	1	2	.348	.390	.738	
Whately, Matt	.203	75	227	27	46	6	0	4	14	35	80	7	8	.316	.282	.598	
<b>Team Total</b>	<b>.247</b>	<b>119</b>	<b>3898</b>	<b>556</b>	<b>961</b>	<b>175</b>	<b>21</b>	<b>136</b>	<b>511</b>	<b>405</b>	<b>1143</b>	<b>116</b>	<b>36</b>	<b>.324</b>	<b>.407</b>	<b>.731</b>	
<b>PITCHERS</b>	<b>W</b>	<b>L</b>	<b>ERA</b>	<b>G</b>	<b>GS</b>	<b>SV</b>	<b>IP</b>	<b>H</b>	<b>R</b>	<b>ER</b>	<b>HR</b>	<b>HB</b>	<b>BB</b>	<b>SO</b>	<b>WP</b>	<b>WHIP</b>	<b>AVG</b>
Advocate, Josh	0	0	5.68	6	0	0	6.1	6	6	4	1	1	10	10	2	2.53	.231
Alexy, A.J.	3	1	1.61	13	7	0	50.1	30	9	9	4	4	21	57	1	1.01	.174
Anderson, Grant	2	1	6.91	20	0	0	27.1	32	22	21	5	4	15	26	2	1.72	.288
Arihara, Kohei	0	0	0.00	1	1	0	2.0	1	0	0	0	0	2	0	0	0.50	.143
Bass, Blake	4	0	2.40	23	0	1	30.0	19	9	8	3	1	21	27	5	1.33	.186
Bradford, Cody	2	0	3.89	7	7	0	34.2	41	18	15	1	1	4	41	0	1.30	.293
Bremer, Noah	5	4	4.48	22	7	4	68.1	65	36	34	8	6	25	65	6	1.32	.255
Brennan, Tim	0	3	3.75	7	6	0	24.0	24	10	10	1	4	10	13	0	1.42	.267
Bueno, Hever	4	4	4.28	32	0	2	48.1	47	24	23	3	1	23	55	7	1.45	.246
Crouse, Hans	3	2	3.35	13	13	0	51.0	27	20	19	5	2	19	54	2	0.90	.157
Engler, Scott	1	0	3.20	12	0	3	19.2	15	8	7	2	0	6	32	0	1.07	.211
Gatto, Joe	1	1	0.98	11	0	0	18.1	13	4	2	1	0	4	25	0	0.93	.203
Henriquez, Ronny	4	4	5.04	16	11	0	69.2	65	42	39	15	2	17	78	0	1.18	.242
Kent, Zak	0	4	5.34	6	6	0	28.2	34	17	17	9	1	9	39	2	1.50	.298
Kuzia, Joe	1	1	40.50	3	0	0	2.0	6	9	9	0	1	6	0	0	6.00	.545
Latz, Jake	1	1	4.69	15	13	0	63.1	55	40	33	9	3	28	84	4	1.31	.233
Lee, Chase	0	1	3.71	13	0	3	17.0	11	7	7	2	0	3	27	0	0.82	.180
Mejia, Juan	0	0	0.00	1	0	0	1.0	0	0	0	0	0	2	2	0	2.00	.000
Mendez, Sal	6	3	4.50	24	2	0	60.0	47	31	30	6	4	26	58	3	1.22	.219
Ozuna, Fernery	5	3	5.32	32	0	3	45.2	42	33	27	11	8	17	51	2	1.29	.247
Phillips, Tyler	1	2	4.70	6	5	0	15.1	12	8	8	4	0	7	18	2	1.24	.207
Procyshen, Jordan	2	1	2.79	7	0	0	9.2	11	6	3	2	3	4	1	0	1.55	.306
Quiroz, Isaias	0	0	27.00	1	0	0	1.0	3	3	3	1	1	1	0	0	4.00	.600
Ragans, Cole	3	1	5.70	9	7	0	36.1	39	27	23	8	2	20	33	2	1.62	.275
Robert, Daniel	0	1	2.08	12	0	1	17.1	11	5	4	2	1	3	31	0	0.81	.175
Rodriguez, Yerry	1	1	2.63	14	14	0	51.1	38	16	15	3	5	21	63	1	1.15	.205
Snyder, Nick	0	1	1.65	13	0	1	16.1	12	4	3	1	0	1	25	1	0.80	.200
Speas, Alex	1	2	11.25	12	0	0	12.0	10	15	15	2	3	21	23	2	2.58	.222
Thomas, Tyler	3	2	4.17	26	0	1	41.0	39	19	19	5	3	17	51	3	1.37	.250
Tiedemann, Tai	1	2	3.05	11	1	0	20.2	21	13	7	2	2	12	10	3	1.60	.259
Uvila, Cole	2	2	2.90	23	0	8	31.0	24	10	10	1	1	14	42	2	1.23	.212
Villines, Stephen	5	4	3.38	24	0	3	40.0	39	23	15	3	2	10	43	1	1.23	.255
Winn, Cole	3	3	2.31	19	19	0	78.0	38	21	20	6	4	26	97	3	0.82	.144
<b>64</b>	<b>55</b>	<b>3.98</b>	<b>119</b>	<b>119</b>	<b>30</b>	<b>1037.2</b>	<b>877</b>	<b>515</b>	<b>459</b>	<b>126</b>	<b>70</b>	<b>423</b>	<b>1183</b>	<b>56</b>	<b>1.25</b>	<b>.228</b>	



## 2022 STATISTICS

BATTERS	AVG	G	AB	R	H	2B	3B	HR	RBI	BB	SO	SB	CS	OBP	SLG	OPS	
Acuña, Luisangel	.224	37	152	21	34	6	2	3	18	17	36	12	3	.302	.349	.651	
Aparicio, Miguel	.200	23	70	7	14	1	1	1	5	10	25	3	4	.325	.286	.611	
Arias, Diosbel	.180	15	50	8	9	1	0	2	5	5	6	1	1	.293	.320	.613	
Biggers, Jax	.281	61	217	26	61	15	2	1	24	19	39	5	3	.342	.382	.724	
Carter, Evan	.429	6	21	8	9	3	0	1	7	5	6	2	1	.536	.714	1.250	
Chavez, Frainyer	.291	14	55	7	16	3	0	0	8	5	12	2	0	.344	.345	.689	
Crim, Blaine	.295	119	461	81	136	26	0	24	91	49	82	4	0	.363	.508	.871	
Duran, Ezequiel	.317	45	183	34	58	24	1	7	31	14	36	7	2	.365	.574	.939	
Fabian, Sandro	.258	69	244	39	63	16	1	12	43	19	50	2	0	.325	.480	.805	
Foscue, Justin	.288	101	400	60	115	31	1	15	81	45	66	3	4	.367	.483	.850	
García, David	.228	66	237	26	54	11	1	5	36	18	66	0	1	.295	.346	.641	
Garver, Mitch	.333	2	6	2	2	1	0	0	1	2	1	0	0	.500	.500	1.000	
Hair, Trey	.244	64	234	37	57	14	0	17	51	18	63	2	3	.304	.521	.825	
Harris, Dustin	.257	85	331	58	85	16	2	17	66	42	74	19	5	.346	.471	.817	
Hauver, Trevor	.230	21	61	17	14	4	0	4	12	24	22	0	0	.432	.492	.924	
Kapers, Scott	.180	20	61	12	11	2	0	3	10	6	21	1	1	.324	.361	.685	
Knight, Nash	.125	2	8	0	1	0	0	0	0	0	3	0	0	.125	.125	.250	
Martinez, J.P.	.268	66	254	53	68	7	6	9	26	43	76	25	9	.382	.449	.831	
Miller, Brad	.182	3	11	3	2	1	0	1	3	2	3	0	0	.308	.545	.853	
Ornelas, Jonathan	.299	123	525	84	157	20	2	14	64	45	121	14	6	.360	.425	.785	
Piotto, Konnor	.500	1	4	2	2	0	0	0	0	1	0	0	0	.500	.500	1.000	
Procysphen, Jordan	.222	35	108	18	24	5	0	4	13	16	35	3	2	.336	.380	.716	
Sagese, Thomas	.381	5	21	5	8	3	2	1	9	1	3	1	0	.409	.857	1.266	
Sale, Josh	.000	1	3	0	0	0	0	0	0	1	3	0	0	.250	.000	.250	
Stowers, Josh	.222	105	356	58	79	20	2	10	49	49	118	22	5	.331	.374	.705	
Strahm, Kellen	.277	104	354	72	98	16	0	10	42	65	95	11	1	.392	.407	.799	
Whatley, Matt	.226	32	115	17	26	5	0	2	9	6	25	2	0	.268	.322	.590	
Zavala, Aaron	.277	30	112	28	31	8	0	5	21	21	29	4	1	.410	.482	.892	
<b>Team Total</b>	<b>.265</b>	<b>137</b>	<b>4654</b>	<b>783</b>	<b>1234</b>	<b>259</b>	<b>23</b>	<b>168</b>	<b>725</b>	<b>547</b>	<b>1117</b>	<b>145</b>	<b>52</b>	<b>.350</b>	<b>.439</b>	<b>.789</b>	
PITCHERS	W	L	ERA	G	GS	SV	IP	H	R	ER	HR	HB	BB	SO	WP	WHIP	AVG
Anderson, Grant	5	0	2.80	39	0	6	54.2	49	19	17	6	5	16	75	4	1.19	.231
Barlow, Joe	1	0	0.00	3	0	0	5.1	1	0	0	0	0	2	5	0	0.56	.059
Bradford, Cody	10	7	5.01	26	26	0	118.2	114	70	66	18	6	33	124	4	1.24	.248
Brennan, Tim	6	3	2.76	19	13	0	75.0	62	27	23	9	8	13	55	4	1.00	.225
Chandler, Sean	0	1	14.29	6	0	0	5.2	5	9	9	1	1	10	7	2	2.65	.238
Chavez, Frainyer	0	0	0.00	1	0	0	0.1	0	0	0	0	0	0	0	0	0.00	.000
Church, Marc	1	3	7.20	14	0	1	15.0	18	14	12	4	2	7	21	2	1.67	.295
Corbett, Joe	3	1	4.50	25	0	0	30.0	30	16	15	10	1	12	30	1	1.40	.265
Englert, Mason	1	1	4.11	3	3	0	15.1	14	7	7	1	1	5	20	0	1.24	.237
Govdy, Kevin	2	3	9.90	32	3	0	40.0	52	44	44	11	3	31	33	4	2.08	.317
Hair, Trey	0	0	18.00	1	0	0	1.0	4	2	2	1	0	1	0	0	5.00	.571
Hernandez, Jonathan	0	0	0.00	1	0	0	1.2	0	0	0	0	0	1	2	0	0.60	.000
Jacobsen, Lucas	0	1	2.45	14	0	3	14.2	9	4	4	2	0	7	20	2	1.09	.170
Jones, James	1	0	0.00	2	0	0	2.1	0	0	0	0	0	2	5	0	0.86	.000
Kelly, Antoine	0	0	7.23	7	5	0	18.2	12	16	15	0	4	19	24	2	1.66	.194
Kent, Zak	2	3	4.68	19	19	0	82.2	83	45	43	11	3	30	87	1	1.37	.264
Leclerc, Jose	1	0	3.86	2	0	0	2.1	4	1	1	0	0	0	3	0	1.71	.364
Lee, Chase	1	1	2.25	21	0	5	24.0	16	7	6	0	3	8	30	2	1.00	.186
Leiter, Jack	3	10	5.54	23	22	0	92.2	88	69	57	11	8	56	109	5	1.55	.246
Matthews, John	0	0	5.40	3	0	0	3.1	2	2	2	0	0	4	4	0	1.80	.182
Nordlin, Seth	2	2	3.44	30	5	1	73.1	68	29	28	7	5	23	63	4	1.24	.249
Ozuna, Fernery	5	0	2.93	35	0	9	43.0	36	17	14	4	4	9	50	3	1.05	.220
Polley, Triston	5	2	4.63	26	0	2	35.0	20	19	18	4	5	31	34	4	1.46	.171
Procysphen, Jordan	0	0	0.00	1	0	1	0.1	0	0	0	0	0	0	0	0	0.00	.000
Ragans, Cole	5	3	2.81	10	10	0	51.1	41	18	16	6	1	19	65	3	1.17	.219
Slaten, Justin	1	6	6.93	25	5	0	50.2	49	41	39	6	0	48	64	6	1.91	.255
Smith, Josh	4	1	4.15	26	0	0	30.1	34	18	14	3	3	14	22	1	1.58	.293
Starr, Nick	1	1	2.05	28	0	5	30.2	20	9	7	1	1	10	25	6	0.97	.183
Thomas, Tyler	1	1	6.37	26	0	0	41.0	37	31	29	8	8	26	51	2	1.54	.240
Tiedemann, Tai	5	3	6.20	43	3	2	61.0	73	49	42	12	5	31	29	5	1.70	.298
Vanasco, Rickey	0	0	6.75	2	2	0	8.0	11	8	6	2	1	5	7	0	2.00	.324
Webb, Bradford	0	0	20.25	1	0	0	1.1	1	3	3	0	0	4	2	0	3.75	.200
Weems, Avery	2	6	5.14	26	17	0	91.0	96	62	52	14	7	32	107	6	1.41	.262
White, Owen	3	0	2.49	4	4	0	21.2	19	6	6	1	1	4	23	0	1.06	.241
Wivinis, Matt	0	1	10.13	6	0	0	8.0	13	9	9	4	0	1	5	0	1.75	.394
Wolfram, Grant	3	3	4.42	39	0	2	57.0	49	32	28	3	3	43	71	10	1.61	.232
<b>74</b>	<b>63</b>	<b>4.70</b>	<b>137</b>	<b>137</b>	<b>37</b>	<b>1207.0</b>	<b>1130</b>	<b>703</b>	<b>630</b>	<b>160</b>	<b>89</b>	<b>557</b>	<b>1272</b>	<b>83</b>	<b>1.40</b>	<b>.247</b>	





## » APRIL

SUN	MON	TUES	WED	THU	FRI	SAT
				6 AMA 6:35 PM	7 AMA 7:05 PM	8 AMA 7:05 PM
9	10	11 SA	12 SA	13 SA	14 SA	15 SA
16 SA	17	18 ARK 6:35 PM	19 ARK 6:35 PM	20 ARK 6:35 PM	21 ARK 7:05 PM	22 ARK 7:05 PM
23 ARK 4:05 PM	24	25 AMA	26 AMA	27 AMA	28 AMA	29 AMA
30 AMA						

## » MAY

SUN	MON	TUES	WED	THU	FRI	SAT
	1	2 MID	3 MID	4 MID	5 MID	6 MID
7 MID	8	9 WCH 6:05 PM	10 WCH 11:05 AM	11 WCH 6:35 PM	12 WCH 7:05 PM	13 WCH 7:05 PM
14 WCH 4:05 PM	15	16 AMA 11:05 AM	17 AMA 6:35 PM	18 AMA 6:35 PM	19 AMA 7:05 PM	20 AMA 7:05 PM
21 AMA 4:05 PM	22	23 ARK	24 ARK	25 ARK	26 ARK	27 ARK
28 ARK	29	30 SA 7:05 PM	31 SA 7:05 PM			

## » JUNE

SUN	MON	TUES	WED	THU	FRI	SAT
				1 SA 7:05 PM	2 SA 7:05 PM	3 SA 7:05 PM
4 SA 6:05 PM	5	6 CC	7 CC	8 CC	9 CC	10 CC
11 CC	12	13 NWA	14 NWA	15 NWA	16 NWA	17 NWA
18 NWA	19	20 SPR 11:05 AM	21 SPR 7:05 PM	22 SPR 7:05 PM	23 SPR 7:05 PM	24 SPR 7:05 PM
25 SPR 6:05 PM	26	27	28 SA	29 SA	30 SA	

## » JULY

SUN	MON	TUES	WED	THU	FRI	SAT
						1 SA
2 SA	3 SA	4 MID 7:05 PM	5 MID 7:05 PM	6 MID 7:05 PM	7 MID 7:05 PM	8 MID 7:05 PM
9 MID 6:05 PM	10	11	12	13	14 AMA	15 AMA
16 AMA	17	18 SA 7:05 PM	19 SA 7:05 PM	20 SA 7:05 PM	21 SA 7:05 PM	22 SA 7:05 PM
23 SA 6:05 PM	24	25 WCH	26 WCH	27 WCH	28 WCH	29 WCH
30 WCH	31					

## » AUGUST

SUN	MON	TUES	WED	THU	FRI	SAT
		1 MID 7:05 PM	2 MID 7:05 PM	3 MID 7:05 PM	4 MID 7:05 PM	5 MID 7:05 PM
6 MID 6:05 PM	7	8 CC	9 CC	10 CC	11 CC	12 CC
13 CC	14	15 TUL 7:05 PM	16 TUL 7:05 PM	17 TUL 7:05 PM	18 TUL 7:05 PM	19 TUL 7:05 PM
20 TUL 6:05 PM	21	22 MID	23 MID	24 MID	25 MID	26 MID
27 MID	28	29 CC 7:05 PM	30 CC 7:05 PM	31 CC 7:05 PM		

## » SEPTEMBER






SUN	MON	TUES	WED	THU	FRI	SAT
					1 CC 7:05 PM	2 CC 7:05 PM
3 CC 6:05 PM	4 NWA 6:05 PM	5	6 NWA 7:05 PM	7 NWA 7:05 PM	8 NWA 7:05 PM	9 NWA 7:05 PM
10 NWA 6:05 PM	11	12 AMA	13 AMA	14 AMA	15 AMA	16 AMA
17 AMA	18	19	20	21	22	23
24	25	26	27	28	29	30

■ HOME






■ FIREWORKS

## TEXAS LEAGUE

### NORTHERN DIVISION

-  ARKANSAS TRAVELERS (ARK)
-  NW ARKANSAS NATURALS (NWA)
-  SPRINGFIELD CARDINALS (SPR)
-  TULSA DRILLERS (TUL)
-  WICHITA WIND SURGE (WCH)

### SOUTHERN DIVISION

-  AMARILLO SOD POODLES (AMA)
-  CORPUS CHRISTI HOOKS (CC)
-  FRISCO ROUHRIDERS (FRI)
-  MIDLAND ROCKHOUNDS (MID)
-  SAN ANTONIO MISSIONS (SA)



DOUBLE-A  
AFFILIATE

RIDERSBASEBALL.COM \ \ 972.731.9200

